

COLOR GUARD[®]

RAILING SYSTEMS

2026 COLLECTION | Retail Price List: Effective April 13th, 2026

PREMIUM OUTDOOR LIVING SOLUTIONS



SERVICE YOU CAN LEAN ON[™]

MADE IN THE
★★ USA ★★

2026 COLLECTION



UPSIDE 3
 Enjoy a cleaner, drier outdoor space with our innovative under-deck ceiling system designed to enhance the area beneath your deck.

VINYL RAILING



CLASSIC 4
 A timeless vinyl railing favorite with square balusters, known for its long-lasting performance and durability.



SAVANNAH 5
 A practical, symmetrical flat-top vinyl railing with square balusters offering a clean aesthetic and dependable durability for everyday applications.



VERONA/TUSCANY 6-7
 These vinyl railing systems blend durability with modern style, featuring weather-resistant vinyl and black round aluminum balusters.



KEY WEST/FLORENCE VINYL DRINK RAIL 8
 Featuring a flat, sturdy top rail that accepts a deck board to create a built-in drink rail.



ARCHITECTURAL & NEWEL POST 9
 Vinyl railing combining traditional elegance with modern durability, featuring turned balusters and a tapered top rail.



THE PATRIOT STEEL POST MOUNT 10
 A steel post mount stronger and more functional than a wood post. Compatible with vinyl, composite, and aluminum post sleeves.



VINYL POST SLEEVES, CAPS, COLLARS & SOLAR LIGHTING.. 11-12
 Various sizes and colors to cover existing wood posts.



VINYL CAPS, COLLARS, & WOOD RAILING ACCESSORIES..... 13
 Accessories to complete your railing project.



VINYL RAIL BRACKETS 14
 We make the difficult installation simple.



VINYL POST WRAPS & COLLARS 15
 Load-bearing, simple-to-install, low-maintenance posts.



VINYL PORCH POSTS & COLLARS..... 17
 The finishing touch to your vinyl installation.



VINYL PORCH & DECK GATES 18
 A safe and complete boundary solution for your project. Fully-kitted, customizable widths with hinges and latch included.



BISCAYNE VINYL POOL FENCE & GATE..... 19
 Premium vinyl fencing designed to enclose swimming pools.




VINYL PROJECT RAIL 20
 Create your own custom project with these component kits or accessorize third-party cable rail applications.



ALUMINUM SECONDARY HANDRAIL..... 21-22
 Pairs with vinyl, aluminum or wood railing systems.

ALUMINUM RAILING




LINCOLN 23-26
 Stylish rail design featuring square balusters. The most popular profile in our aluminum railing portfolio.




GRAND PRIX 27
 A high performance aluminum railing featuring a sleek design with round balusters that supports a fast installation.



ASPEN 28
 A minimalistic aluminum railing design incorporating round balusters. Available in a textured black finish.



ALUMINUM ACCESSORIES..... 29-30
 We have a variety of post options and brackets to complete your aluminum railing system.



ALUMINUM PROJECT RAIL 31
 Create your own custom project with these component kits or accessorize third-party cable rail applications.

PLAN YOUR PROJECT (GRAPH).... 32

RESOURCES 33

*Prices and availability subject to change without notice.
 All prices are per individual item unless otherwise specified.*

UpSide™

UNDER DECK CEILING








Take Your Entertainment Outdoors.

UpSide Under Deck Ceiling is a complete system that transforms your under deck area into a dry and enjoyable outdoor living space.

- UpSide components should be ordered in full-carton quantities unless otherwise specified.
- MOQ: Minimum Order Quantity.



Scan QR for UpSide Calculator

UPSIDE COMPONENTS		WHITE	TAN	CARTON QUANTITY	PALLET QUANTITY
	10' QUICK INSTALL TRACK	UPSD-10QIT \$21		5	NA
	QUICK INSTALL HARDWARE (ONE BAG INSTALLS 5 QUICK INSTALL TRACKS)	UPSD-QIT-HW \$26		5	NA
	10' STARTER STRIP	UPSD-ST5-10 \$16		20	840
	GLIDE CLIP	UPSD-GC \$2		100	15,000
	6" x 10' CHANNEL	UPSD-CHAN-10W \$39 <i>MOQ - 1 PALLET</i>	UPSD-CHAN-10T \$48 <i>MOQ - 1 CARTON</i>	10	200
	6" x 12' CHANNEL	UPSD-CHAN-12W \$45 <i>MOQ - 1 PALLET</i>	UPSD-CHAN-12T \$58 <i>MOQ - 1 CARTON</i>	10	200
	6" x 16' CHANNEL	UPSD-CHAN-16W \$61 <i>MOQ - 1 PALLET</i>	UPSD-CHAN-16T \$75 <i>MOQ - 1 CARTON</i>	10	200
	6" x 20' CHANNEL	UPSD-CHAN-20W \$86 <i>MOQ - 1 PALLET</i>	UPSD-CHAN-20T \$106 <i>MOQ - 1/2 PALLET</i>	6	120
	10' C-CHANNEL	UPSD-C-CHAN-10W \$25	UPSD-C-CHAN-10T \$30	20	640
	10' EDGE TRIM	UPSD-ET-10W \$46	UPSD-ET-10T \$55	20	560

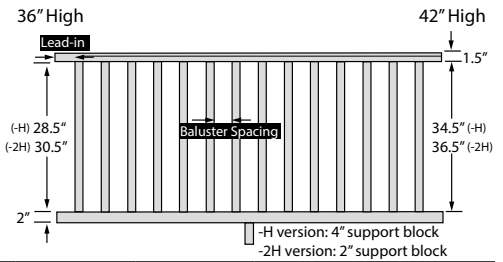
CLASSIC VINYL RAILING

STRAIGHT SECTION INCLUDES

- (1) 1½" x 3" vinyl top rail with aluminum insert
- (1) 2" x 3" vinyl bottom rail with aluminum insert
- (1) Bottom support block in a 5', 6', 7', 8' and 10' section
- 1½" x 1½" square balusters—See chart below
- (4) Rail brackets and hardware pack

STAIR SECTION INCLUDES

- (1) 1½" x 3" vinyl top rail with aluminum insert
- (1) 2" x 3" vinyl bottom rail with aluminum insert
- 1½" x 1½" square balusters—See chart below
- (4) Rail brackets—accommodates angles 23°–38°
- Hardware pack

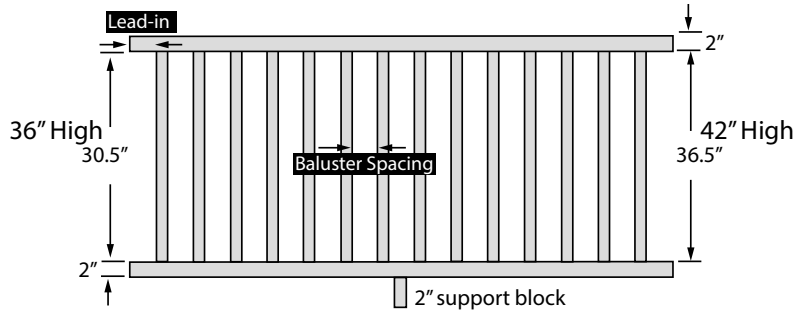


Straight Rail Brackets can accommodate 1" per 1' rise for ramps.

CLASSIC 36" H	WHITE	TAN	CLAY	LEAD-IN	BALUSTER SPACING	NUMBER OF BALUSTERS		PALLET QUANTITY
						REGULAR	LOCKING	
4' STRAIGHT	W36-4CRK-H W36-4CRK-2H \$132	T36-4CRK-H T36-4CRK-2H \$169	C36-4CRK-H C36-4CRK-2H \$180	3.500"	3.426"	9	0	20
5' STRAIGHT	W36-5CRK-H W36-5CRK-2H \$158	NA	NA	3.500"	3.628"	10	1	20
6' STRAIGHT	W36-6CRK-H W36-6CRK-2H \$167	T36-6CRK-H T36-6CRK-2H \$232	C36-6CRK-H C36-6CRK-2H \$245	3.500"	3.373"	13	1	20
7' STRAIGHT	W36-7CRK-H W36-7CRK-2H \$213	NA	NA	3.500"	3.512"	15	1	20
8' STRAIGHT	W36-8CRK-H W36-8CRK-2H \$218	T36-8CRK-H T36-8CRK-2H \$295	C36-8CRK-H C36-8CRK-2H \$305	3.519"	3.350"	18	1	20
10' STRAIGHT	W36-10CRK-H W36-10CRK-2H \$287	T36-10CRK-H T36-10CRK-2H \$375	C36-10CRK-H C36-10CRK-2H \$390	3.500"	3.337"	21	3	20
4' STAIR	W36-4CSRK-H \$150	T36-4CSRK-H \$182	C36-4CSRK-H \$190	3.600"	NA	8	0	20
6' STAIR	W36-6CSRK-H \$185	T36-6CSRK-H \$243	C36-6CSRK-H \$255	3.700"	NA	12	0	20
8' STAIR	W36-8CSRK-H \$235	T36-8CSRK-H \$305	C36-8CSRK-H \$315	3.800"	NA	16	0	20
10' STAIR	W36-10CSRK-H \$325	NA	NA	3.800"	NA	20	0	20

CLASSIC 42" H	WHITE	TAN	CLAY	LEAD-IN	BALUSTER SPACING	NUMBER OF BALUSTERS		PALLET QUANTITY
						REGULAR	LOCKING	
4' STRAIGHT	W42-4CRK-H W42-4CRK-2H \$143	T42-4CRK-H T42-4CRK-2H \$180	C42-4CRK-H \$185	3.500"	3.426"	9	0	20
5' STRAIGHT	W42-5CRK-H W42-5CRK-2H \$173	NA	NA	3.500"	3.628"	10	1	20
6' STRAIGHT	W42-6CRK-H W42-6CRK-2H \$188	T42-6CRK-H T42-6CRK-2H \$250	C42-6CRK-H \$255	3.500"	3.373"	13	1	20
7' STRAIGHT	W42-7CRK-H W42-7CRK-2H \$228	NA	NA	3.500"	3.512"	15	1	20
8' STRAIGHT	W42-8CRK-H W42-8CRK-2H \$243	T42-8CRK-H T42-8CRK-2H \$310	C42-8CRK-H C42-8CRK-2H \$325	3.519"	3.350"	18	1	20
10' STRAIGHT	W42-10CRK-H W42-10CRK-2H \$321	T42-10CRK-H T42-10CRK-2H \$390	C42-10CRK-H C42-10CRK-2H \$400	3.500"	3.337"	21	3	20
6' STAIR GUARD RAIL	W42-6CSRK-H \$198	NA	NA	3.700"	NA	12	0	20
8' STAIR GUARD RAIL	W42-8CSRK-H \$258	NA	NA	3.800"	NA	16	0	20

SAVANNAH VINYL RAILING



STRAIGHT SECTION INCLUDES

- (2) 2" x 3" vinyl rails with aluminum inserts
- (1) Bottom support block in a 6', 8' and 10' section
- 1½" x 1½" square balusters—See chart below
- (4) Rail brackets and hardware pack

STAIR SECTION INCLUDES

- (2) 2" x 3" vinyl rails with aluminum inserts
- 1½" x 1½" square balusters—See chart below
- (4) Rail brackets—accommodates angles 23°–38°
- Hardware pack

Straight Rail Brackets can accommodate 1" per 1' rise for ramps.

SAVANNAH 36" H	WHITE	TAN	CLAY	LEAD-IN	BALUSTER SPACING	NUMBER OF BALUSTERS		PALLET QUANTITY
						REGULAR	LOCKING	
4' STRAIGHT	W36-4SRK-2H \$160	T36-4SRK-2H \$194	C36-4SRK-2H \$199	3.500"	3.426"	9	0	20
6' STRAIGHT	W36-6SRK-2H \$200	T36-6SRK-2H \$255	C36-6SRK-2H \$260	3.500"	3.373"	13	1	20
8' STRAIGHT	W36-8SRK-2H \$260	T36-8SRK-2H \$315	C36-8SRK-2H \$325	3.519"	3.350"	18	1	20
10' STRAIGHT	W36-10SRK-2H \$325	T36-10SRK-2H \$395	C36-10SRK-2H \$410	3.500"	3.337"	21	3	20
4' STAIR	W36-4SRK-H \$165	T36-4SRK-H \$199	C36-4SRK-H \$205	3.600"	NA	8	0	20
6' STAIR	W36-6SRK-H \$205	T36-6SRK-H \$260	C36-6SRK-H \$265	3.700"	NA	12	0	20
8' STAIR	W36-8SRK-H \$265	T36-8SRK-H \$320	C36-8SRK-H \$330	3.800"	NA	16	0	20

SAVANNAH 42" H	WHITE	TAN	CLAY	LEAD-IN	BALUSTER SPACING	NUMBER OF BALUSTERS		PALLET QUANTITY
						REGULAR	LOCKING	
4' STRAIGHT	W42-4SRK-2H \$160	NA	C42-4SRK-2H \$205	3.500"	3.426"	9	0	20
6' STRAIGHT	W42-6SRK-2H \$220	T42-6SRK-2H \$260	C42-6SRK-2H \$275	3.500"	3.373"	13	1	20
8' STRAIGHT	W42-8SRK-2H \$275	T42-8SRK-2H \$335	C42-8SRK-2H \$350	3.519"	3.350"	18	1	20
10' STRAIGHT	W42-10SRK-2H \$340	NA	C42-10SRK-2H \$430	3.500"	3.337"	21	3	20

VERONA VINYL RAILING



STRAIGHT SECTION INCLUDES

- (1) 1½" x 3" vinyl top rail with aluminum insert
- (1) 2" x 3" vinyl bottom rail with aluminum insert
- (1) 4" bottom support block
- ¾" round black balusters—See chart below
- (4) Rail brackets and hardware pack


STAIR SECTION INCLUDES

- (1) 1½" x 3" vinyl top rail with aluminum insert
- (1) 2" x 3" vinyl bottom rail with aluminum insert
- ¾" round black balusters—See chart below
- (4) Rail brackets—accommodates angles 23°–38°
- Hardware pack

- Straight Rail Brackets can accommodate 1" per 1' rise for ramps.
- For White or Bronze replacement balusters, please refer to page 13.

VERONA 36" H	WHITE	TAN	CLAY	LEAD-IN	BALUSTER SPACING	NUMBER OF BALUSTERS		PALLET QUANTITY
						REGULAR	LOCKING	
4' STRAIGHT	W36-4VRK-H \$187	T36-4VRK-H \$197	C36-4VRK-H \$210	3.500"	3.722"	10	0	20
6' STRAIGHT	W36-6VRK-H \$242	T36-6VRK-H \$252	C36-6VRK-H \$262	3.500"	3.722"	16	0	20
8' STRAIGHT	W36-8VRK-H \$297	T36-8VRK-H \$322	C36-8VRK-H \$342	3.500"	3.722"	22	0	20
10' STRAIGHT	W36-10VRK-H \$357	T36-10VRK-H \$387	C36-10VRK-H \$402	3.500"	3.399"	28	0	20
6' STAIR	W36-6VSRK-H \$252	T36-6VSRK-H \$262	C36-6VSRK-H \$272	4.350"	NA	13	0	20
8' STAIR	W36-8VSRK-H \$312	T36-8VSRK-H \$332	C36-8VSRK-H \$352	4.100"	NA	18	0	20

VERONA 42" H	WHITE	TAN	CLAY	LEAD-IN	BALUSTER SPACING	NUMBER OF BALUSTERS		PALLET QUANTITY
						REGULAR	LOCKING	
6' STRAIGHT	W42-6VRK-H \$262	T42-6VRK-H \$277	C42-6VRK-H \$282	3.500"	3.722"	16	0	20
8' STRAIGHT	W42-8VRK-H \$322	T42-8VRK-H \$347	C42-8VRK-H \$358	3.500"	3.722"	22	0	20
6' STAIR GUARD RAIL	W42-6VSRK-H \$272	NA	NA	4.350"	NA	13	0	20
8' STAIR GUARD RAIL	W42-8VSRK-H \$332	NA	NA	4.100"	NA	18	0	20

BALUSTER BASKET	BLACK	WHITE	BRONZE	DIAMETER
 <p>USED WITH ¾" ROUND BALUSTERS</p>	790089 \$33	800089 \$33	810089 \$33	¾" ROUND


TUSCANY VINYL RAILING

STRAIGHT SECTION INCLUDES

- (2) 2" x 3" vinyl rails with aluminum inserts
- (1) 4" bottom support block
- 3/4" round black balusters—See chart below
- (4) Rail brackets and hardware pack

STAIR SECTION INCLUDES


- (2) 2" x 3" vinyl rails with aluminum inserts
- 3/4" round black balusters—See chart below
- (4) Rail brackets—accommodates angles 23°–38°
- Hardware pack



- Straight Rail Brackets can accommodate 1" per 1' rise for ramps.
- For White or Bronze replacement balusters, please refer to page 13.
- Hardware to attach deck board is not included.

TUSCANY 36" H	WHITE	TAN	CLAY	LEAD-IN	BALUSTER SPACING	NUMBER OF BALUSTERS		PALLET QUANTITY
						REGULAR	LOCKING	
4' STRAIGHT	W36-4TRK-H \$187	T36-4TRK-H \$197	C36-4TRK-H \$210	3.500"	3.722"	10	0	20
6' STRAIGHT	W36-6TRK-H \$242	T36-6TRK-H \$252	C36-6TRK-H \$262	3.500"	3.722"	16	0	20
8' STRAIGHT	W36-8TRK-H \$297	T36-8TRK-H \$322	C36-8TRK-H \$342	3.500"	3.722"	22	0	20
10' STRAIGHT	W36-10TRK-H \$357	T36-10TRK-H \$387	C36-10TRK-H \$402	3.500"	3.399"	28	0	20
6' STAIR	W36-6TSRK-H \$252	T36-6TSRK-H \$262	C36-6TSRK-H \$272	4.350"	NA	13	0	20
8' STAIR	W36-8TSRK-H \$312	T36-8TSRK-H \$332	C36-8TSRK-H \$352	4.100"	NA	18	0	20

TUSCANY 42" H	WHITE	TAN	CLAY	LEAD-IN	BALUSTER SPACING	NUMBER OF BALUSTERS		PALLET QUANTITY
						REGULAR	LOCKING	
6' STRAIGHT	W42-6TRK-H \$262	T42-6TRK-H \$277	C42-6TRK-H \$282	3.500"	3.722"	16	0	20
8' STRAIGHT	W42-8TRK-H \$322	T42-8TRK-H \$347	C42-8TRK-H \$358	3.500"	3.722"	22	0	20

BALUSTER BASKET	BLACK	WHITE	BRONZE	DIAMETER
 <p>USED WITH 3/4" ROUND BALUSTERS</p>	790089 \$33	800089 \$33	810089 \$33	3/4" ROUND

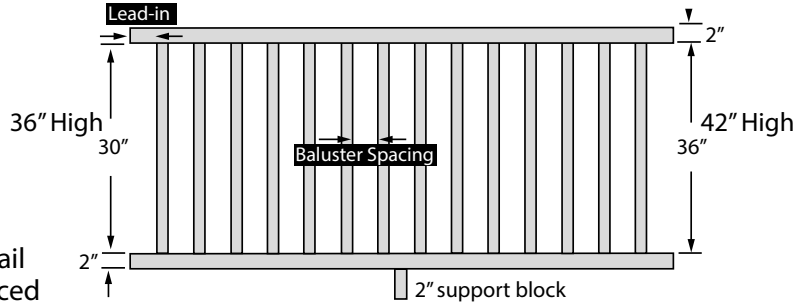
VINYL DRINK RAILING OPTIONS

KEY WEST—VINYL BALUSTERS

STRAIGHT SECTION INCLUDES

- (2) 2" x 3" vinyl rails with aluminum inserts
- (1) bottom support block
- 1½" x 1½" vinyl balusters—see chart below
- (2) top rail brackets, (2) bottom rail brackets, Hardware pack
- (4) straps to place every 2 feet

Key West is designed for use with a deck board as a top rail for a coordinated look with a deck. Deck boards are sourced separately. Hardware to attach deck board is not included.



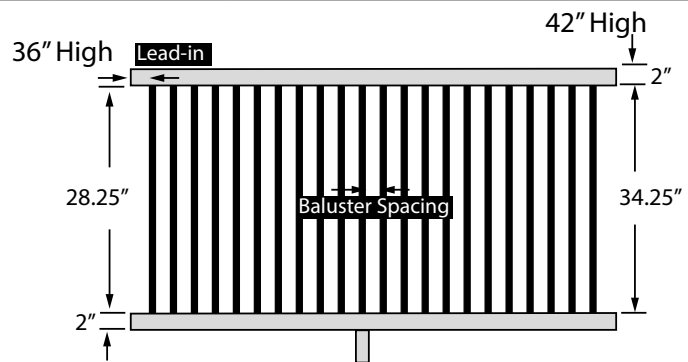
KEY WEST 36" H	WHITE	LEAD-IN	BALUSTER SPACING	NUMBER OF BALUSTERS		PALLET QUANTITY
				REGULAR	LOCKING	
6' STRAIGHT	W36-6KW-2H \$235	3.500"	3.373"	13	1	20
8' STRAIGHT	W36-8KW-2H \$295	3.519"	3.350"	18	1	20
10' STRAIGHT	W36-10KW-2H \$360	3.500"	3.337"	21	3	20
KEY WEST 42" H	WHITE	LEAD-IN	BALUSTER SPACING	NUMBER OF BALUSTERS		PALLET QUANTITY
				REGULAR	LOCKING	
6' STRAIGHT	W42-6KW-2H \$250	3.500"	3.373"	13	1	20
8' STRAIGHT	W42-8KW-2H \$310	3.519"	3.350"	18	1	20
10' STRAIGHT	W42-10KW-2H \$370	3.500"	3.337"	21	3	20

FLORENCE—ALUMINUM BALUSTERS

STRAIGHT SECTION INCLUDES

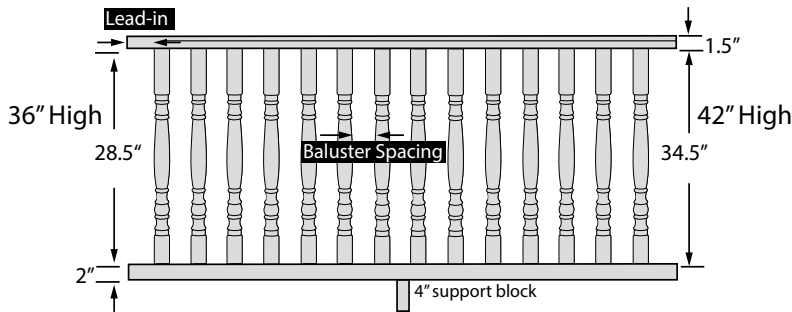
- (2) 2" x 3" vinyl rails with aluminum inserts
- (1) bottom support block
- ¾" round black aluminum balusters—see chart below
- (2) top rail brackets, (2) bottom rail brackets, hardware pack
- (4) straps to place every 2 feet

Florence is designed for use with a deck board as a top rail for a coordinated look with a deck. Deck boards are sourced separately. Hardware to attach deck board is not included.



FLORENCE 36" H	WHITE	LEAD-IN	BALUSTER SPACING	NUMBER OF BALUSTERS		PALLET QUANTITY
				REGULAR	LOCKING	
6' STRAIGHT	W36-6FRK-H \$257	3.500"	3.722"	16	0	20
8' STRAIGHT	W36-8FRK-H \$337	3.500"	3.722"	22	0	20
10' STRAIGHT	W36-10FRK-H \$387	3.500"	3.399"	28	0	20
FLORENCE 42" H	WHITE	LEAD-IN	BALUSTER SPACING	NUMBER OF BALUSTERS		PALLET QUANTITY
				REGULAR	LOCKING	
6' STRAIGHT	W42-6FRK-H \$282	3.500"	3.722"	16	0	20
8' STRAIGHT	W42-8FRK-H \$362	3.500"	3.722"	22	0	20
10' STRAIGHT	W42-10FRK-H \$412	3.500"	3.399"	28	0	20

ARCHITECTURAL VINYL RAILING



STRAIGHT SECTION INCLUDES

- (1) 1½" x 3" vinyl top rail with aluminum insert
- (1) 2" x 3" vinyl bottom rail with aluminum insert
- (1) Bottom support block in a 6', 8' and 10' section
- 1½" x 1½" balusters—See chart below
- (4) Rail brackets and hardware pack

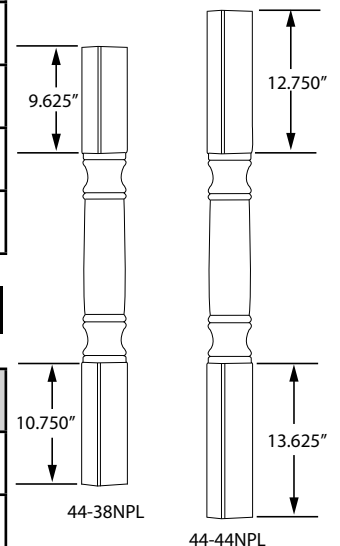
STAIR SECTION INCLUDES

- (1) 1½" x 3" vinyl top rail with aluminum insert
- (1) 2" x 3" vinyl bottom rail with aluminum insert
- 1½" x 1½" balusters—See chart below
- (4) Rail brackets—accommodates angles 23°–38°
- Hardware pack

- Pairs with Colonnade Porch Posts (page 17).
- Straight Rail Brackets can accommodate 1" per 1' rise for ramps.

ARCHITECTURAL 36" H	WHITE	TAN	CLAY	LEAD-IN	BALUSTER SPACING	NUMBER OF BALUSTERS		PALLET QUANTITY
						REGULAR	LOCKING	
4' STRAIGHT	W36-4ARK-H \$195	T36-4ARK-H \$203	C36-4ARK-H \$210	3.500"	3.426"	9	0	20
6' STRAIGHT	W36-6ARK-H \$260	T36-6ARK-H \$295	C36-6ARK-H \$305	3.500"	3.373"	13	1	20
8' STRAIGHT	W36-8ARK-H \$340	T36-8ARK-H \$390	C36-8ARK-H \$400	3.519"	3.350"	18	1	20
10' STRAIGHT	W36-10ARK-H \$400	T36-10ARK-H \$435	C36-10ARK-H \$445	3.500"	3.337"	21	3	20
4' STAIR	W36-4ASRK-H \$205	T36-4ASRK-H \$208	C36-4ASRK-H \$225	3.600"	NA	8	0	20
6' STAIR	W36-6ASRK-H \$270	T36-6ASRK-H \$300	C36-6ASRK-H \$315	3.700"	NA	12	0	20
8' STAIR	W36-8ASRK-H \$355	T36-8ASRK-H \$395	C36-8ASRK-H \$410	3.800"	NA	16	0	20

ARCHITECTURAL 42" H	WHITE	LEAD-IN	BALUSTER SPACING	NUMBER OF BALUSTERS		PALLET QUANTITY
				REGULAR	LOCKING	
4' STRAIGHT	W42-4ARK-H \$190	3.500"	3.426"	9	0	20
6' STRAIGHT	W42-6ARK-H \$270	3.500"	3.373"	13	1	20
8' STRAIGHT	W42-8ARK-H \$360	3.519"	3.350"	18	1	20
10' STRAIGHT	W42-10ARK-H \$410	3.500"	3.337"	21	3	20



NEWEL POSTS

NEWEL POST INCLUDES

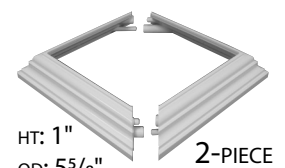
- (1) Leveling post
- (1) Leveling plate
- (1) Vinyl Newel post
- (4) Fillers
- (1) Hardware pack
- Installation instructions

NEWEL POST	WHITE	TAN	CLAY	CARTON QUANTITY
4" x 4" x 38 ⁵ / ₈ "	W44-38NPL \$148	T44-38NPL \$160	C44-38NPL \$165	1
4" x 4" x 44 ⁵ / ₈ "	W44-44NPL \$160	NA	NA	1

- Surface-mounting fasteners not included.
- Withstands over 600 lbs. load rating.
- Supports installation angles up to 11°.



POST COLLAR	WHITE	TAN	CLAY	CARTON QUANTITY
4" x 4"	W44-NPC-3 \$15	T44-NPC-3 \$15	C44-NPC-3 \$16	25



THE PATRIOT - STEEL POST MOUNT

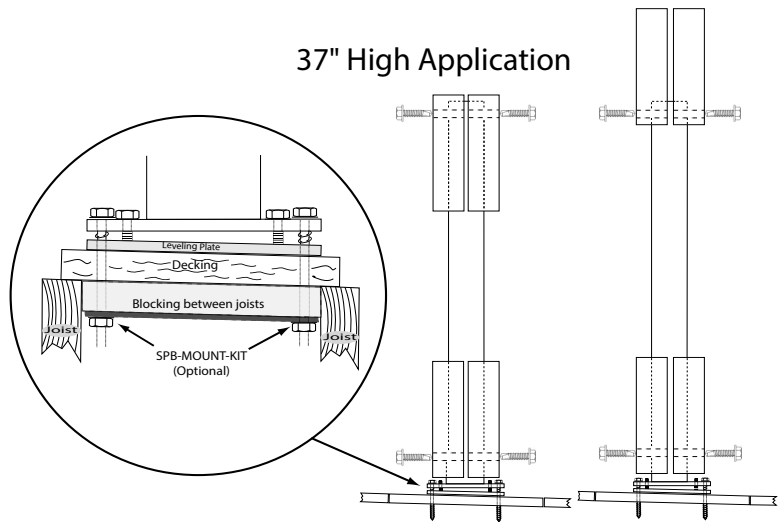
POST MOUNT INCLUDES

- (1) 37" H post mount
- (4) Fillers with screws
- (1) Leveling plate with (4) leveling bolts
- Installation instructions

- The Patriot Post is compatible with both 36" and 42" railing heights.
- Rated to withstand 600 lb load.
- Supports installation angles up to 11°.
- Testing documentation available at colorguardrailing.com (see RESOURCES tab).
- Surface-mounting fasteners not included.

43" High Application

37" High Application



FOR 6" X 6" POST APPLICATIONS: SPB-66KIT INCLUDES

- (4) Fillers
- (4) Screws
- Installation Instructions

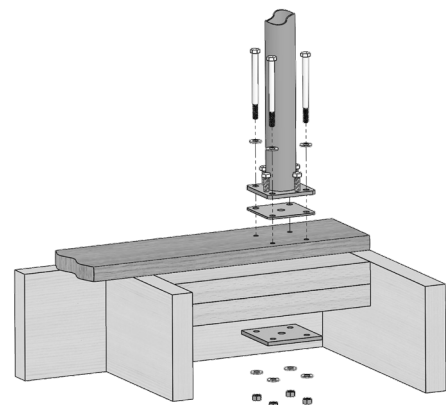

- SPB-66KIT attaches around the fillers of the SPB-44BPL.



UNDER DECK ANCHORING PLATE SPB-MOUNT-KIT INCLUDES


- (1) Steel plate
- (4) Bolts
- (4) Hex nuts
- (4) Washers
- Installation instructions

- SPB-MOUNT-KIT is used under the decking.
- Must be able to access area beneath the deck to use this kit.







LEVELING POST MOUNT	ITEM NUMBER	CARTON QUANTITY	PALLET QUANTITY
4" x 4" x 37"	SPB-44BPL \$80	1	54
5" x 5" x 37"	SPB-55BPL \$100	1	35
6" x 6" FILLER KIT	SPB-66KIT \$38	1	60
UNDER DECK ANCHORING PLATE	SPB-MOUNT-KIT \$28	10	NA


VINYL POST SLEEVES

	POST SIZE	WHITE	TAN	CLAY	CARTON QUANTITY
	4" X 4" X 38 ⁵ / ₈ "	W44-38BP \$28	T44-38BP \$36	C44-38BP \$37	12 (White) 4 (Tan, Clay)
	4" X 4" X 44 ⁵ / ₈ "	W44-44BP \$30	T44-44BP \$39	C44-44BP \$41	8 (White) 4 (Tan, Clay)
	4" X 4" X 50"	W44-50BP \$49	T44-50BP \$59	C44-50BP \$60	1
	4" X 4" X 96"	W44-96BP \$61	T44-96BP \$71	C44-96BP \$72	1
	4" X 4" X 108"	W44-108BP \$65	T44-108BP \$78	C44-108BP \$81	1
	4" X 4" X 120"	W44-120BP \$73	T44-120BP \$86	C44-120BP \$89	1
	5" X 5" X 108"	W55-108BP \$126	T55-108BP \$131	C55-108BP \$136	1
	6" X 6" X 38"	W66-38BP \$48	NA	NA	1
	6" X 6" X 44"	W66-44BP \$53	T66-44BP \$61	C66-44BP \$67	4 (White) 1 (Tan, Clay)
	6" X 6" X 120"	W66-120BP \$117	T66-120BP \$141	C66-120BP \$151	1
	2" X 4" X 90" 1.56" X 3.56" (Inner Dimensions) *USE FIR WOOD	W24-90BR \$61 (Qty 2)	NA	NA	1 (Qty 1 = 2 lengths per carton)
	2" X 4" X 120" 1.56" X 3.56" (Inner Dimensions) *USE FIR WOOD	W24-120BR \$39	T24-120BR \$41	C24-120BR \$43	5

POST COLLARS		WHITE	TAN	CLAY	CARTON QUANTITY
 2-PIECE	4" X 4" 1" X 5 ¹¹ / ₁₆ " X 5 ¹¹ / ₁₆ "	W44-PC-2 \$12	T44-PC-2 \$14	C44-PC-2 \$14	30
	5" X 5" 1" X 6 ¹¹ / ₁₆ " X 6 ¹¹ / ₁₆ "	W55-PC-2 \$16	T55-PC-2 \$19	C55-PC-2 \$21	40
	6" X 6" 1" X 7 ¹¹ / ₁₆ " X 7 ¹¹ / ₁₆ "	W66-2PC \$17.50	T66-2PC \$22	C66-2PC \$26	20



VINYL CAPS & COLLARS

POST CAPS		WHITE	TAN	CLAY	CARTON QUANTITY
 FLAT	4" x 4"	W44-FC \$6	T44-FC \$7	C44-FC \$7	50
	5" x 5"	W55-FC \$11	T55-FC \$13	C55-FC \$14	65
	6" x 6"	W66-FC \$12	T66-FC \$15	C66-FC \$16	20
 NEW ENGLAND	4" x 4"	W44-NEC \$13	T44-NEC \$14	C44-NEC \$16	25
	5" x 5"	W55-NEC \$20	T55-NEC \$21	C55-NEC \$22	10
	6" x 6"	W66-NEC \$25	T66-NEC \$26	C66-NEC \$27	12
 GOTHIC	4" x 4"	W44-GC \$29	NA	NA	10
 DOME	4" x 4"	W44-DC \$29	NA	NA	10

POST COLLARS		WHITE	TAN	CLAY	CARTON QUANTITY
 2-PIECE	4" x 4" 1" X 5 11/16" X 5 11/16"	W44-PC-2 \$12	T44-PC-2 \$14	C44-PC-2 \$14	30
	5" x 5" 1" X 6 11/16" X 6 11/16"	W55-PC-2 \$16	T55-PC-2 \$19	C55-PC-2 \$21	40
	6" x 6" 1" X 7 11/16" X 7 11/16"	W66-2PC \$17.50	T66-2PC \$22	C66-2PC \$26	20



SOLAR LIGHTING ACCESSORIES

Solar light battery included, but battery not under warranty.

SOLAR LIGHTING		WHITE	TAN	CLAY	BLACK	CARTON QUANTITY
 3 LUMENS	NEPTUNE 3" x 3"	3" x 3" CAP IS USED WITH ALUMINUM POSTS. AVAILABLE IN BLACK ONLY.			BL33-NEP-S \$88	1
	NEPTUNE 4" x 4"	CGW-1481S \$75	CGT-1481S \$75	CGC-1481S \$75	CGHB-1481S \$75	8
	NEPTUNE 6" x 6"	W66-NEP-S \$86	NA	NA	HB66-NEP-S \$89	6
 6 LUMENS	APOLLO 3" x 3" DOWNWARD LIGHT	3" x 3" CAP IS USED WITH ALUMINUM POSTS AVAILABLE IN BLACK ONLY.			BL-33APOLLO \$90	1
	APOLLO 4" x 4" DOWNWARD LIGHT	WS-44APOLLO \$70	NA	NA	HBS-44APOLLO \$75	8

DESIGNER CAPS • DESIGNER COLLARS



- Nylon Caps and Collars are powder-coated with a long lasting Textured Metallic Finish.
- Pairs with Color Guard Vinyl Post Sleeves.

NEPTUNE CAP	DESCRIPTION	ITEM NUMBER	CARTON QUANTITY
	ANTIQUE BROWN 4" x 4"	AB44-NEP \$25	8
	ANTIQUE GRAY 4" x 4"	AG44-NEP \$24	8
	HAMMERTONE BLACK 4" x 4"	HB44-NEP \$24	8
	HAMMERTONE BLACK 6" x 6"	HB66-NEP \$36	6
NEPTUNE COLLAR	DESCRIPTION	ITEM NUMBER	CARTON QUANTITY
	ANTIQUE BROWN 4" x 4" 1.5" x 5 13/16" x 5 13/16"	AB44-PC \$16	6
	ANTIQUE GRAY 4" x 4" 1.5" x 5 13/16" x 5 13/16"	AG44-PC \$14.50	6
	HAMMERTONE BLACK 4" x 4" 1.5" x 5 13/16" x 5 13/16"	HB44-PC \$14.50	6
	HAMMERTONE BLACK 6" x 6" 1.5" x 7 1/16" x 7 1/16"	HB66-PC \$23	6













WOOD RAILING ACCESSORIES

TEN PACKS OF 3/4" ROUND BALUSTERS

 ALUMINUM BALUSTER ROUND 3/4"	BLACK	WHITE	BRONZE	DIAMETER	LENGTH	CARTON QUANTITY
	BL-32-10PK \$64	WH-32-10PK \$64	BZ-32-10PK \$64	3/4" ROUND	32"	10
	BL-38-10PK \$72	WH-38-10PK \$72	BZ-38-10PK \$72	3/4" ROUND	38"	10
ROUND BALUSTER PLUGS	DESCRIPTION		ITEM NUMBER		CARTON QUANTITY	
	STRAIGHT BALUSTER PLUGS (20/PACK)		CGTN-PLUG \$28		20	
	STAIR BALUSTER PLUGS (20/PACK)		CGTN-STAIRPLUG \$33		20	

NEPTUNE FOR WOOD POSTS	ITEM NUMBER	CARTON QUANTITY	
 3 LUMENS	NEPTUNE (SOLAR) 3 5/8" x 3 5/8"	HB358-NEP \$66	8
	NEPTUNE (SOLAR) 5 5/8" x 5 5/8"	HB558-NEP \$81	6
HAVEN CAP FOR WOOD POSTS	ITEM NUMBER	CARTON QUANTITY	
	HAMMERTONE BLACK 3 5/8" x 3 5/8"	HB358-HAV \$24	8
	HAMMERTONE BLACK 5 5/8" x 5 5/8"	HB558-HAV \$38	6


VINYL RAIL BRACKETS

RAIL BRACKET KITS		WHITE	TAN	CLAY	CARTON QUANTITY
	STRAIGHT RAIL CLASSIC•ARCHITECTURAL VERONA	W-ERBK-H4 \$41	T-ERBK-H4 \$45	C-ERBK-H4 \$48	20
	STRAIGHT RAIL SAVANNAH•TUSCANY BISCAYNE	W230-ERBK-H4 \$23	T230-ERBK-H4 \$47	C230-ERBK-H4 \$50	15
	STAIR RAIL CLASSIC•ARCHITECTURAL VERONA	W-ESRBK-H \$45	T-ESRBK-H \$52	C-ESRBK-H \$56	10
	STAIR RAIL SAVANNAH TUSCANY	W230-ESRBK-H4 \$56	T230-ESRBK-H4 \$59	C230-ESRBK-H4 \$62	10
 FITS 10" - 12" COLUMNS	COLUMN ADAPTOR STRAIGHT RAIL	W-CAH \$31	T-CAH \$34	C-CAH \$36	45
 FITS 10" - 12" COLUMNS	COLUMN ADAPTOR STAIR RAIL	W-CASH \$44	T-CASH \$45	C-CASH \$49	45
	45° ADAPTOR STRAIGHT RAIL	W-45K-H \$31	T-45K-H \$36	C-45K-H \$38	15
	45° ADAPTOR STAIR RAIL	W-45KS-H \$41	T-45KS-H \$43	C-45KS-H \$45	15
	22.5° ADAPTOR STRAIGHT RAIL	W-225K-H \$31	T-225K-H \$36	C-225K-H \$39	35
	22.5° ADAPTOR STAIR RAIL	W-225KS-H \$41	T-225KS-H \$46	C-225KS-H \$49	20
 TOP AND BOTTOM BRACKETS, STRAPS AND HARDWARE	DRINK RAIL STRAIGHT RAIL KEY WEST•FLORENCE	W-DRBK \$64	NA	NA	1
 TOP BRACKETS, STRAPS, AND HARDWARE	DRINK RAIL STRAIGHT RAIL SAVANNAH•TUSCANY	W-DRBK-TOP \$44	NA	NA	1

VINYL POST WRAPS & COLLARS

Post Wrap in White must be ordered in full carton quantity. Other colors may be ordered in smaller quantities, but will include a \$30 broken-carton fee.


FLUTED	WHITE	POLAR WHITE	TAN	CLAY	CARTON QUANTITY
4" x 4" x 8.5'	WPW-4485 \$95	PWPW-4485 \$98	NA	NA	5
4" x 4" x 10'	WPW-4410 \$108	PWPW-4410 \$111	TPW-4410 \$136	CPW-4410 \$136	5
6" x 6" x 8.5'	WPW-6685 \$119	PWPW-6685 \$126	NA	NA	4
6" x 6" x 10'	WPW-6610 \$138	PWPW-6610 \$141	TPW-6610 \$160	CPW-6610 \$160	4
8" x 8" x 10'	WPW-8810 \$206	NA	NA	NA	3
SMOOTH	WHITE	POLAR WHITE	TAN	CLAY	CARTON QUANTITY
4" x 4" x 8.5'	WSPW-4485 \$95	PWSPW-4485 \$98	NA	NA	5
4" x 4" x 10'	WSPW-4410 \$108	PWSPW-4410 \$111	TSPW-4410 \$136	CSPW-4410 \$136	5
6" x 6" x 8.5'	WSPW-6685 \$119	PWSPW-6685 \$126	NA	NA	4
6" x 6" x 10'	WSPW-6610 \$138	PWSPW-6610 \$141	TSPW-6610 \$160	CSPW-6610 \$160	4
8" x 8" x 8.5'	WSPW-8885 \$181	NA	NA	NA	3
8" x 8" x 10'	WSPW-8810 \$206	NA	NA	NA	3



POST WRAP KITS Available in White only Includes: (1) Post Wrap Kit, (2) Collars			
STYLE	SIZE	ITEM NUMBER	LIST PRICE
FLUTED	4" X 4" X 7.5'	WPW-4475KIT	\$136
	6" X 6" X 7.5'	WPW-6675KIT	\$159
SMOOTH	4" X 4" X 7.5'	WSPW-4475KIT	\$136
	4" X 4" X 7.5'	WSPW-6675KIT	\$159

POST WRAP SPECIFICATIONS				
SIZE	MIN I.D.	MAX I.D.	MIN O.D.	MAX O.D.
4" x 4"	3.500"	3.750"	4"	4.250"
6" x 6"	5.500"	5.750"	6"	6.250"
8" x 8" Fluted	8.5"	8.937"	9"	9.500"
8" x 8" Smooth	7.500"	8.750"	8"	9.250"




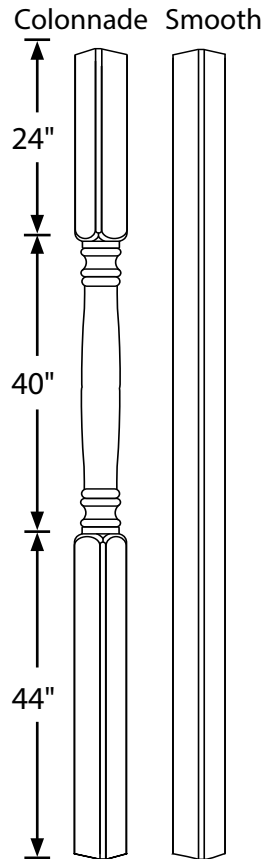
POST COLLARS Used with 4x4, 6x6 Post Wrap		WHITE	POLAR WHITE	TAN	CLAY	CARTON QUANTITY	POST COLLAR SPECIFICATIONS	HEIGHT	MAX O.D.	MAX I.D.
4-Piece 	ADJUSTABLE SNAP-TOGETHER	W46-APC \$24	PW46-APC \$24	T46-APC \$26	C46-APC \$26	30	ADJUSTABLE SNAP-TOGETHER	1.250"	8.875"	6.250"

VINYL PORCH POSTS • COLLARS

STRUCTURAL POST INCLUDES

- (1) 107½" vinyl post
- (1) 107½" aluminum post
- (2) ¼" thick aluminum tie-down plates
- (4) 23" long fillers
- (4) 43" long fillers
- (1) Hardware pack
- Installation instructions


- Surface/header mounting fasteners not included.
- Average uplift rating of 2,900 lbs.
- Designed to carry loads up to 5,400 lbs.
- Testing data available upon request or at colorguardrailing.com (located under the RESOURCES tab on the website).



2-Piece collar




Inside view of aluminum support post and fillers



(2) Tie down plates

COLONNADE POST & COLLAR

POST	WHITE	POLAR WHITE	TAN	CLAY
5" x 5" x 108" COLONNADE	W55-108CP \$245	PW55-108CP \$255	T55-108CP \$305	C55-108CP \$310




POST COLLAR	WHITE	POLAR WHITE	TAN	CLAY	CARTON QUANTITY
5" x 5" COLONNADE	W55-PC-1 \$16	PW55-PC-1 \$18	T55-PC-1 \$19	C55-PC-1 \$21	25

Radius shown for Colonnade post
Height: 1"
Outside dimension: 6⁵/₈"

SMOOTH POST & COLLAR

POST	WHITE	POLAR WHITE	TAN	CLAY
5" x 5" x 108" SMOOTH	W55-108SP \$235	PW55-108SP \$245	T55-108SP \$295	C55-108SP \$300



POST COLLAR	WHITE	POLAR WHITE	TAN	CLAY	CARTON QUANTITY
5" x 5" SMOOTH	W55-PC-2 \$16	PW55-PC-2 \$18	T55-PC-2 \$19	C55-PC-2 \$21	40

Radius shown for Smooth post
Height: 1"
Outside dimension: 6⁵/₈"

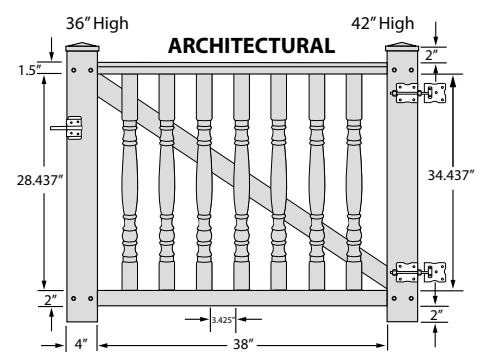
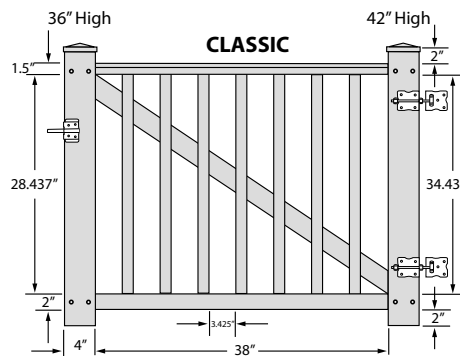
VINYL PORCH & DECK GATES

- Gates fit a 48" rough opening.
- Must be hung from a wood filled post or our SPB-44BPL.
- Gates can be cut down in length to accommodate smaller openings.
- Use two gates with third party "cane bolt" for larger openings.

CLASSIC & ARCHITECTURAL GATES

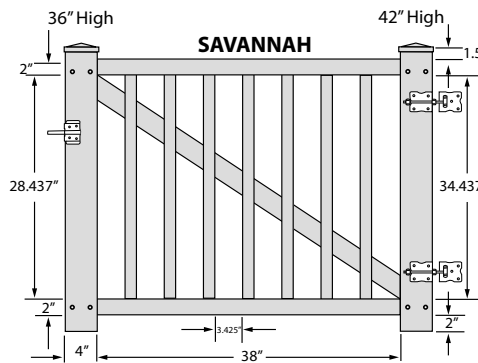
INCLUDE

- (1) 1½" x 3" vinyl top rail
- (1) 2" x 3" vinyl bottom rail
- (1) 7/8" x 3" vinyl cross brace
- (2) 4" x 4" routed vinyl posts with (2) flat caps
- (7) 1½" x 1½" vinyl balusters
- (2) Black powder coated stainless steel self-closing hinges that open to 180°
- (1) Black powder coated stainless steel latch assembly
- (1) Hardware pack
- Installation instructions



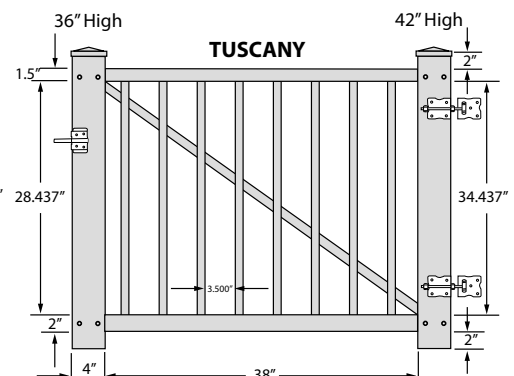
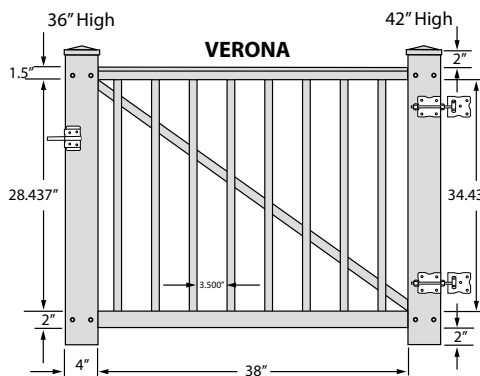
SAVANNAH GATE INCLUDES

- (2) 2" x 3" vinyl rails
- (1) 7/8" x 3" vinyl cross brace
- (2) 4" x 4" routed vinyl posts with (2) flat caps
- (7) 1½" x 1½" vinyl balusters
- (2) Black powder coated stainless steel self-closing hinges that open to 180°
- (1) Black powder coated stainless steel latch assembly
- (1) Hardware pack
- Installation instructions



VERONA & TUSCANY GATES INCLUDES

- (2) 2" x 3" vinyl rails (TUSCANY)
- (1) 1½" x 3" vinyl top rail (VERONA)
- (1) 2" x 3" bottom rail (VERONA)
- (1) 1½" x 58½" aluminum cross brace
- (2) 4" x 4" routed vinyl posts with (2) flat caps
- (8) ¾" round black balusters
- (2) Black powder coated stainless steel self-closing hinges that open to 180°
- (1) Black powder coated stainless steel latch assembly
- (1) Hardware pack
- Installation instructions



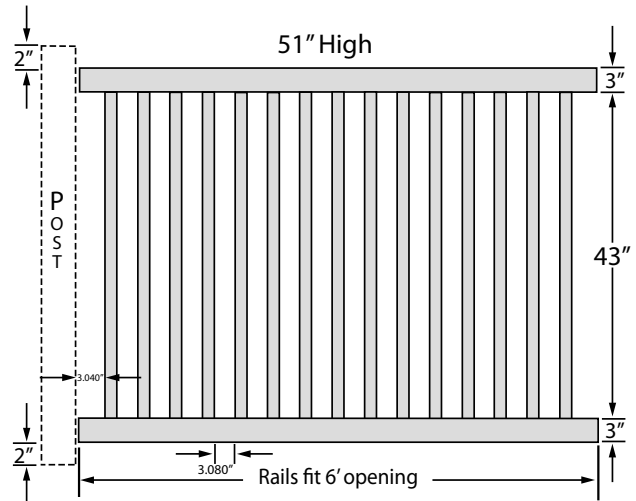
GATE 36" H x 46" W	WHITE	TAN	CLAY	GATE 42" H x 46" W	WHITE	TAN	CLAY
	CLASSIC	WG36-4CR \$435	TG36-4CR \$450		CG36-4CR \$450	CLASSIC	WG42-4CR \$445
ARCHITECTURAL	WG36-4AR \$455	TG36-4AR \$465	CG36-4AR \$465	ARCHITECTURAL	WG42-4AR \$470	NA	NA
SAVANNAH	WG36-4SR \$440	TG36-4SR \$455	CG36-4SR \$455	SAVANNAH	WG42-4SR \$450	NA	CG42-4SR \$465
TUSCANY	WG36-4TR \$452	TG36-4TR \$460	CG36-4TR \$460	TUSCANY	WG42-4TR \$477	TG42-4TR \$485	CG42-4TR \$490
VERONA	WG36-4VR \$452	TG36-4VR \$460	CG36-4VR \$460	VERONA	WG42-4VR \$477	NA	NA

BISCAYNE POOL FENCE

BISCAYNE SECTION INCLUDES

- (2) 2" x 3" rails
- (1) Aluminum insert for bottom rail
- (15) 1½" x 1½" x 48" pickets
- (4) Mounting brackets
- (1) Hardware pack
- Installation instructions

Available in White only.



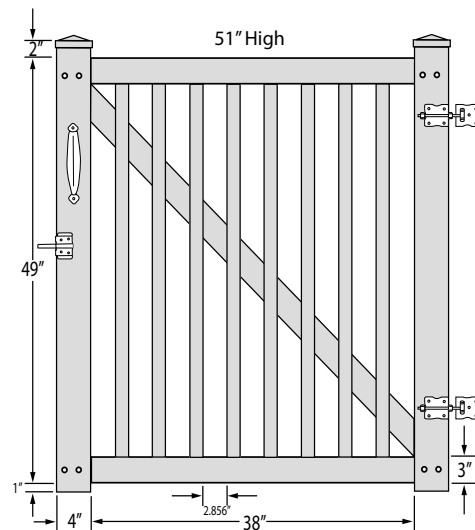
BISCAYNE POOL FENCE			
ITEM	DIMENSIONS	ITEM NUMBER	CARTON QUANTITY
FENCE	51" H X 6'	W51-6BC \$245	1
POST	4" X 4" X 84"	W44-84BP \$54	1
POST CAP	4" X 4" FLAT	W44-FC \$6	50
BRACKETS	NA	W230-ERBK-H4 \$45	10

BISCAYNE GATE

BISCAYNE GATE INCLUDES

- (2) 2" x 3" rails
- (1) 7/8" x 3" cross brace
- (2) 4" x 4" x 52" routed posts with (2) flat caps
- (8) 1½" x 1½" x 48" pickets
- (2) Black powder coated stainless steel self-closing hinges that open to 180°
- (1) Black powder coated stainless steel latch assembly
- (1) Black powder coated stainless steel handle
- (1) Hardware pack
- Installation instructions

- Gates fit a 48" rough opening.
- Must be hung from a wood filled post or our SPB-44BPL.
- Gates can be cut down in length to accommodate smaller openings.



BISCAYNE GATE			
ITEM	DIMENSIONS	ITEM NUMBER	CARTON QUANTITY
GATE	51" H X 4'	WG51-4BC \$485	1

PROJECT RAIL—VINYL

Some projects need more than a standard kit, that's where **Project Rail** comes in. Designed for unique job requirements, it lets you adapt and create custom railing solutions using flexible, modular components.

Project Rail sections can be used with third-party cable rail systems or for other applications.

1 1/2" x 3" VINYL RAIL PROFILE AVAILABLE IN WHITE ONLY

Project rail kit includes:

- (1) Non-routed vinyl rail
- (1) Aluminum insert
- (2) Rail brackets
- (1) Hardware pack



1 1/2" x 3" PROJECT RAIL PROFILE KIT

STRAIGHT	ITEM NUMBER	LIST PRICE
1 1/2" x 3" x 6'	W-6NR-153KIT	\$85
1 1/2" x 3" x 7'	W-7NR-153KIT	\$90
1 1/2" x 3" x 8'	W-8NR-153KIT	\$95
1 1/2" x 3" x 10'	W-10NR-153KIT	\$110


1 1/2" x 3" BRACKET KIT

STRAIGHT	LIST PRICE	CARTON QUANTITY
W153-ERBK-H	\$23	30

2" x 3" VINYL RAIL PROFILE AVAILABLE IN WHITE ONLY

Project rail kit includes:

- (1) Non-routed vinyl rail
- (1) Aluminum insert
- (2) Rail brackets
- (1) Hardware pack



2" x 3" PROJECT RAIL PROFILE KIT

STRAIGHT	ITEM NUMBER	LIST PRICE
2" x 3" x 6'	W-6NR-230KIT	\$90
2" x 3" x 7'	W-7NR-230KIT	\$95
2" x 3" x 8'	W-8NR-230KIT	\$100
2" x 3" x 10'	W-10NR-230KIT	\$115

2" x 3" BRACKET KIT

STRAIGHT	LIST PRICE	CARTON QUANTITY
W230-ERBK-H	\$23	30

PROJECT RAIL SECTIONS


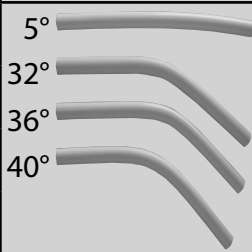
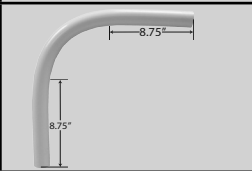
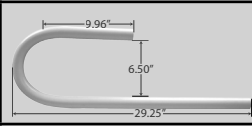

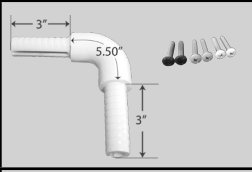

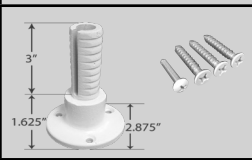
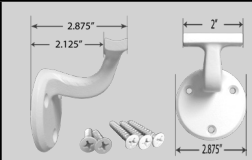
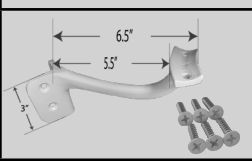
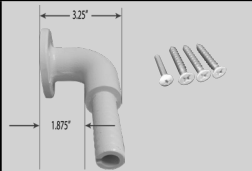
10' STRAIGHT CONTOURED TOP	TAN	CLAY	PALLET QUANTITY
INCLUDES: (1) 1 1/2" x 3" non-routed vinyl top rail with aluminum insert, (1) 2" x 3" non-routed vinyl bottom rail with aluminum insert, (1) 4" bottom support block, (4) rail brackets	T-10VERK \$225	C-10VERK \$230	60
10' STRAIGHT FLAT TOP	TAN	CLAY	PALLET QUANTITY
INCLUDES: (2) 2" x 3" non-routed vinyl rails with aluminum inserts, (1) 4" bottom support block, (4) rail brackets	T-10TUSK \$240	C-10TUSK \$245	60

ALUMINUM SECONDARY HANDRAIL


All secondary handrail parts are powder-coated.
Please check local building codes as code interpretation may vary by municipality.

Scan for secondary handrail angle chart.



SECONDARY HANDRAIL		WHITE	BLACK	BRONZE	CARTON QUANTITY
	HANDRAIL 1½" x 8'-8"	WH-88ASHR \$90	BL-88ASHR \$90	BZ-88ASHR \$90	1
	HANDRAIL 1½" x 10'	WH-10ASHR \$111	BL-10ASHR \$111	BZ-10ASHR \$111	1
	5° ELBOW	WH-EB5 \$75	BL-EB5 \$75	BZ-EB5 \$75	1
	32° ELBOW	WH-EB32 \$75	BL-EB32 \$75	BZ-EB32 \$75	1
	36° ELBOW	WH-EB36 \$75	BL-EB36 \$75	BZ-EB36 \$75	1
	40° ELBOW	WH-EB40 \$75	BL-EB40 \$75	BZ-EB40 \$75	1
	90° INSIDE ELBOW	WH-EB90 \$82	BL-EB90 \$82	BZ-EB90 \$82	1
	P-LOOP RETURN	WH-PLOOP \$105	BL-PLOOP \$105	BZ-PLOOP \$105	1
	8" STRAIGHT CONNECTOR (NO COLOR)	SHR-8AC \$25			1
	90° OUTSIDE ELBOW	WSHR-EBO \$68	BSHR-EBO \$68	BZSHR-EBO \$68	1
	END CAP	WH-EC \$15	BL-EC \$15	BZ-EC \$15	1
	WALL BRACKET	WSHR-WB \$63	BSHR-WB \$63	BZSHR-WB \$63	1
	IN-LINE BRACKET	WSHR-IB \$44	BSHR-IB \$44	BZSHR-IB \$44	1
	CORNER BRACKET	WSHR-CB \$82	BSHR-CB \$82	BZSHR-CB \$82	1
	RETURN BRACKET	WSHR-ELR \$55	BSHR-ELR \$55	BZSHR-ELR \$55	1

SECONDARY HANDRAIL KITS



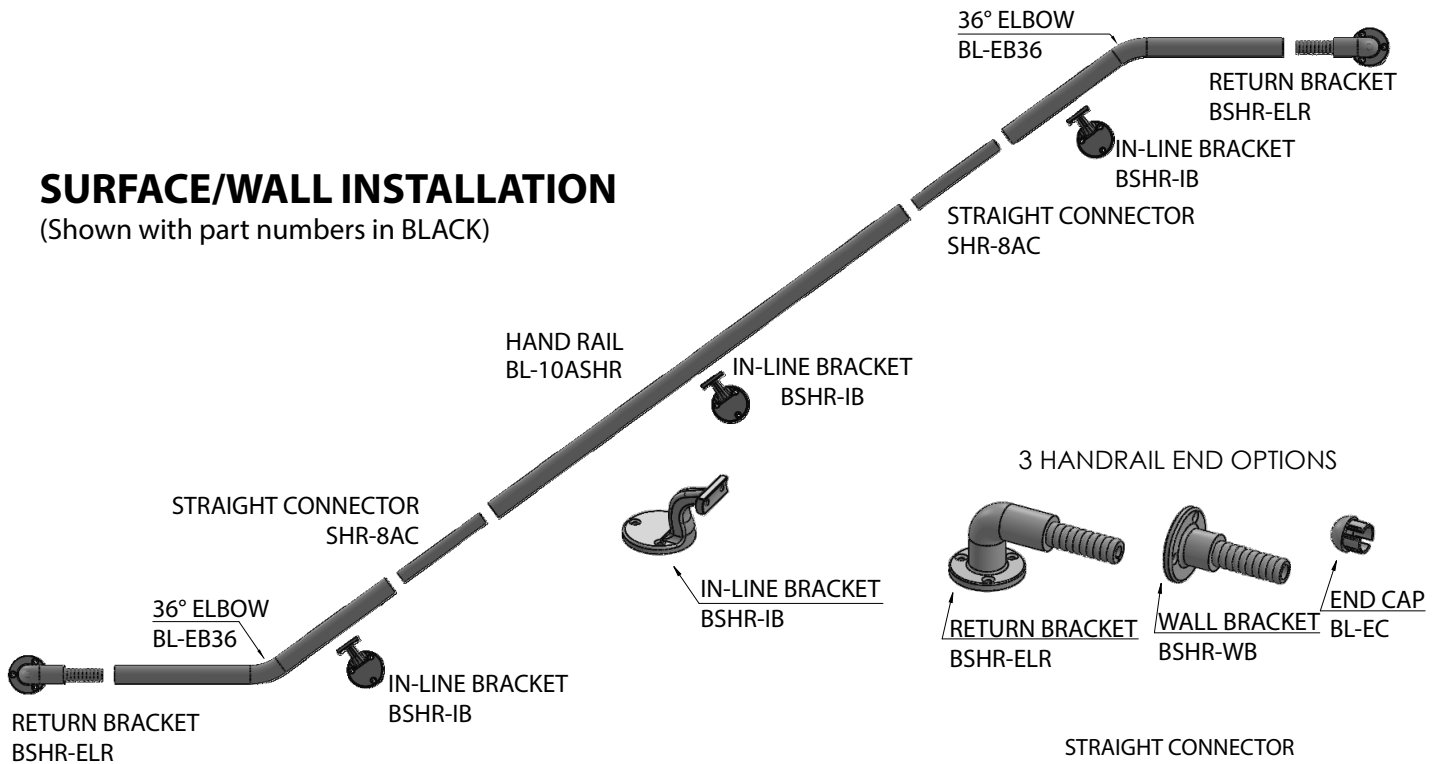
INCLUDES: (1) 7.5' SECONDARY HANDRAIL, (2) RETURN BRACKETS, HARDWARE

COLOR	ITEM NUMBER	LIST PRICE
BLACK	BL-SHR-75KIT	\$190
WHITE	WH-SHR-75KIT	\$190
BRONZE	BZ-SHR-75KIT	\$190

SECONDARY HANDRAIL CONFIGURATION EXAMPLES

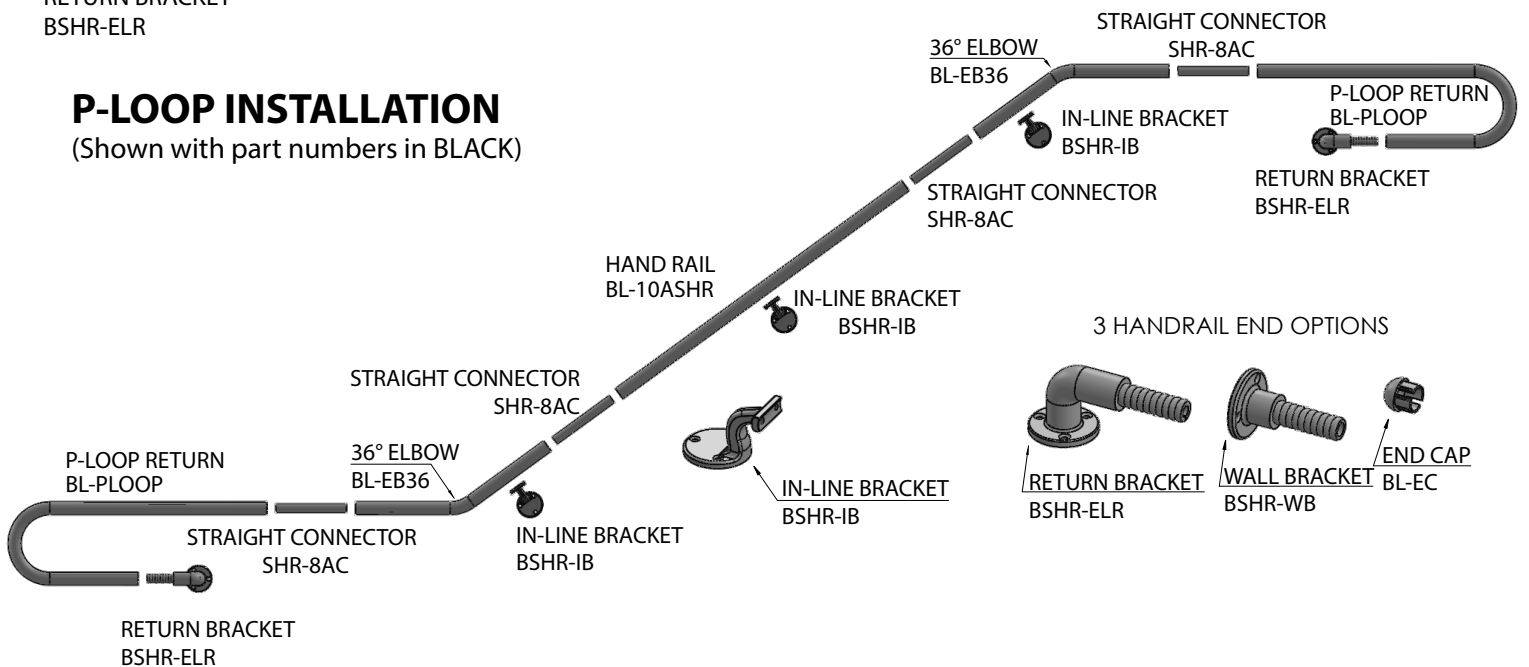
SURFACE/WALL INSTALLATION

(Shown with part numbers in BLACK)



P-LOOP INSTALLATION

(Shown with part numbers in BLACK)

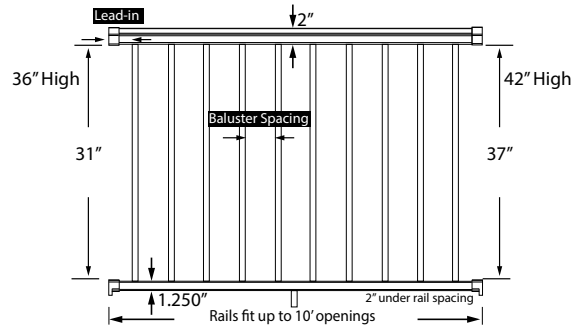


LINCOLN ALUMINUM—STRAIGHT RAIL

STRAIGHT SECTION INCLUDES


- (1) 2" x 2⁵/₁₆" aluminum top rail
- (1) 1¹/₄" x 1¹/₂" aluminum bottom rail
- Vinyl and aluminum inserts
- ¾" x ¾" square balusters—See chart below
- (1) Bottom support block in a 4', 5' and 6' section
- (2) Bottom support blocks in a 7', 8' and 10' section
- (4) Rail brackets

For standard handicap ramp, use straight rail section(s) with an adjustable bracket kit.



LINCOLN 36" H	BLACK	WHITE	BRONZE	SLATE GRAY	LEAD-IN	BALUSTER SPACING	NUMBER OF BALUSTERS	PALLET QUANTITY
4' STRAIGHT	BL36-4LR \$228	WH36-4LR \$228	BZ36-4LR \$228	SG36-4LR \$228	2.915"	3.850"	10	40
5' STRAIGHT	BL36-5LR \$280	WH36-5LR \$280	BZ36-5LR \$280	SG36-5LR \$280	2.015"	3.850"	13	40
6' STRAIGHT	BL36-6LR \$315	WH36-6LR \$315	BZ36-6LR \$315	SG36-6LR \$315	3.415"	3.850"	15	40
7' STRAIGHT	BL36-7LR \$375	WH36-7LR \$375	BZ36-7LR \$375	SG36-7LR \$375	2.515"	3.850"	18	40
8' STRAIGHT	BL36-8LR \$405	WH36-8LR \$405	BZ36-8LR \$405	SG36-8LR \$405	3.915"	3.850"	20	40
10' STRAIGHT	BL36-10LR \$510	WH36-10LR \$510	BZ36-10LR \$510	SG36-10LR \$510	2.115"	3.850"	26	24

LINCOLN 42" H	BLACK	WHITE	BRONZE	SLATE GRAY	LEAD-IN	BALUSTER SPACING	NUMBER OF BALUSTERS	PALLET QUANTITY
4' STRAIGHT	BL42-4LR \$247	WH42-4LR \$247	BZ42-4LR \$247	NA	2.915"	3.850"	10	40
5' STRAIGHT	BL42-5LR \$305	WH42-5LR \$305	BZ42-5LR \$305	SG42-5LR \$305	2.015"	3.850"	13	40
6' STRAIGHT	BL42-6LR \$340	WH42-6LR \$340	BZ42-6LR \$340	SG42-6LR \$340	3.415"	3.850"	15	40
7' STRAIGHT	BL42-7LR \$407	WH42-7LR \$407	BZ42-7LR \$407	NA	2.515"	3.850"	18	40
8' STRAIGHT	BL42-8LR \$435	WH42-8LR \$435	BZ42-8LR \$435	SG42-8LR \$435	3.915"	3.850"	20	40
10' STRAIGHT	BL42-10LR \$565	WH42-10LR \$565	BZ42-10LR \$565	SG42-10LR \$565	2.115"	3.850"	26	24

DRINK RAIL BRACKETS	BLACK	WHITE	BRONZE	SLATE GRAY	CARTON QUANTITY
 10/PACK	BL-ADRBK \$195	WH-ADRBK \$195	BZ-ADRBK \$195	SG-ADRBK \$195	1 (1 CARTON CONTAINS 1 PACK OF 10 DRINK RAIL BRACKETS AND HARDWARE)

LINCOLN ALUMINUM—STAIR RAIL

STAIR SECTION INCLUDES

- (1) 2" x 2⁵/₁₆" aluminum top rail
- (1) 1¹/₄" x 1¹/₂" aluminum bottom rail
- Vinyl and aluminum inserts
- ³/₄" x ³/₄" square balusters—See chart below
- (4) Rail brackets

A 43" or 49" structural post or 44" post sleeve is recommended for any mid post and bottom post application. Height is determined by post position and stair angle.



SpeedStair is our latest one-piece stair bracket, offering a 23°-38° range of motion to ensure it works across most stair applications while maintaining a premium look.

LINCOLN SPEEDSTAIR RAIL—23° to 38°							
LINCOLN 36" H	BLACK	WHITE	BRONZE	SLATE GRAY	LEAD-IN	NUMBER OF BALUSTERS	PALLET QUANTITY
4' SPEEDSTAIR RAIL	BL36-4LS-SR \$315	WH36-4LS-SR \$315	BZ36-4LS-SR \$315	SG36-4LS-SR \$315	2.800"	9	40
5' SPEEDSTAIR RAIL	BL36-5LS-SR \$375	WH36-5LS-SR \$375	BZ36-5LS-SR \$375	SG36-5LS-SR \$375	1.900"	11	40
6' SPEEDSTAIR RAIL	BL36-6LS-SR \$395	WH36-6LS-SR \$395	BZ36-6LS-SR \$395	SG36-6LS-SR \$395	3.300"	13	40
7' SPEEDSTAIR RAIL	BL36-7LS-SR \$450	WH36-7LS-SR \$450	BZ36-7LS-SR \$450	SG36-7LS-SR \$450	2.410"	16	40
8' SPEEDSTAIR RAIL	BL36-8LS-SR \$485	WH36-8LS-SR \$485	BZ36-8LS-SR \$485	SG36-8LS-SR \$485	3.800"	18	40
LINCOLN 42" H	BLACK	WHITE	BRONZE	SLATE GRAY	LEAD-IN	NUMBER OF BALUSTERS	PALLET QUANTITY
6' SPEEDSTAIR RAIL <small>GUARD RAIL</small>	BL42-6LS-SR \$440	WH42-6LS-SR \$440	BZ42-6LS-SR \$440	SG42-6LS-SR \$440	3.300"	13	40
8' SPEEDSTAIR RAIL <small>GUARD RAIL</small>	BL42-8LS-SR \$525	WH42-8LS-SR \$525	BZ42-8LS-SR \$525	SG42-8LS-SR \$525	3.800"	18	40

Featuring a pivoting, multi-piece system, our **Stair Rail Bracket** adapts to angles from 0°-38° for precise alignment on virtually any stair layout.

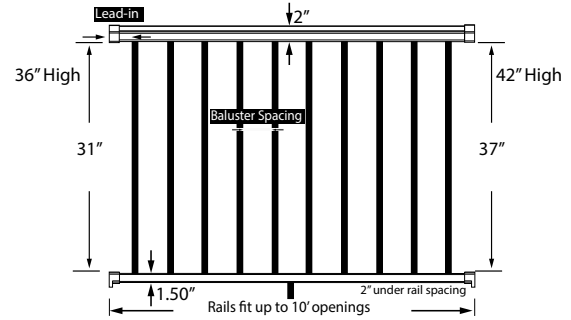


LINCOLN ADJUSTABLE STAIR RAIL—0° to 38°							
LINCOLN 36" H	BLACK	WHITE	BRONZE	LEAD-IN	NUMBER OF BALUSTERS	PALLET QUANTITY	
4' ADJUSTABLE STAIR	BL36-4LSR \$315	WH36-4LSR \$315	BZ36-4LSR \$315	2.800"	9	40	
6' ADJUSTABLE STAIR	BL36-6LSR \$395	WH36-6LSR \$395	BZ36-6LSR \$395	3.300"	13	40	
8' ADJUSTABLE STAIR	BL36-8LSR \$485	WH36-8LSR \$485	BZ36-8LSR \$485	3.800"	18	40	
LINCOLN 42" H	BLACK	WHITE	BRONZE	LEAD-IN	NUMBER OF BALUSTERS	PALLET QUANTITY	
6' ADJUSTABLE STAIR <small>GUARD RAIL</small>	BL42-6LSR \$440	WH42-6LSR \$440	BZ42-6LSR \$440	3.300"	13	40	
8' ADJUSTABLE STAIR <small>GUARD RAIL</small>	BL42-8LSR \$525	WH42-8LSR \$525	BZ42-8LSR \$525	3.800"	18	40	

LINCOLN ALUMINUM—WHITE RAIL WITH BLACK BALUSTERS

STRAIGHT SECTION INCLUDES

- (1) 2" x 2⁵/₁₆" aluminum top rail
- (1) 1¹/₄" x 1¹/₂" aluminum bottom rail
- Vinyl and aluminum inserts
- 3/4" x 3/4" square balusters—See chart below
- (1) Bottom support block in a 4' and 6' section
- (2) Bottom support blocks in an 8' and 10' section
- (4) Rail brackets (white)



36" H WHITE RAIL BLACK BALUSTERS		LEAD-IN	BALUSTER SPACING	NUMBER OF BALUSTERS	PALLET QUANTITY
4' STRAIGHT	WHBL36-4LR \$228	2.915"	3.850"	10	40
6' STRAIGHT	WHBL36-6LR \$315	3.415"	3.850"	15	40
8' STRAIGHT	WHBL36-8LR \$405	3.915"	3.850"	20	40
10' STRAIGHT	WHBL36-10LR \$510	2.115"	3.850"	26	24

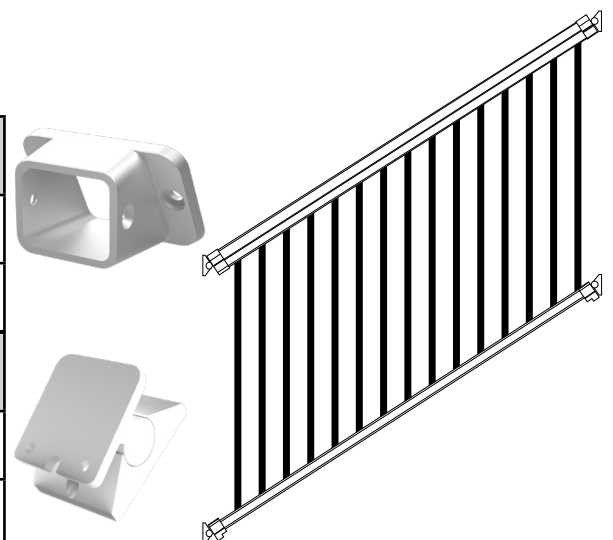
42" H WHITE RAIL BLACK BALUSTERS		LEAD-IN	BALUSTER SPACING	NUMBER OF BALUSTERS	PALLET QUANTITY
4' STRAIGHT	WHBL42-4LR \$247	2.915"	3.850"	10	40
6' STRAIGHT	WHBL42-6LR \$340	3.415"	3.850"	15	40
8' STRAIGHT	WHBL42-8LR \$435	3.915"	3.850"	20	40
10' STRAIGHT	WHBL42-10LR \$565	2.115"	3.850"	26	24

STAIR SECTION INCLUDES

- (1) 2⁵/₁₆" x 2" aluminum top rail
- (1) 1¹/₂" x 1¹/₄" aluminum bottom rail
- Vinyl and aluminum inserts
- 3/4" x 3/4" square balusters—See chart below
- (4) Rail brackets

A 43" or 49" structural post or a 44" post sleeve is recommended for any mid post and bottom post application. Height is determined by post position and stair angle.

WHITE RAIL WITH BLACK BALUSTERS				
36" H SPEEDSTAIR		LEAD-IN	NUMBER OF BALUSTERS	PALLET QUANTITY
6' SPEEDSTAIR	WHBL36-6LS-SR \$420	3.300"	13	40
8' SPEEDSTAIR	WHBL36-8LS-SR \$510	3.800"	18	40
36" H ADJUSTABLE STAIRS		LEAD-IN	NUMBER OF BALUSTERS	PALLET QUANTITY
6' ADJUSTABLE STAIR	WHBL36-6LSR \$420	3.300"	13	40
8' ADJUSTABLE STAIR	WHBL36-8LSR \$510	3.800"	18	40



GRAND PRIX ALUMINUM RAILING

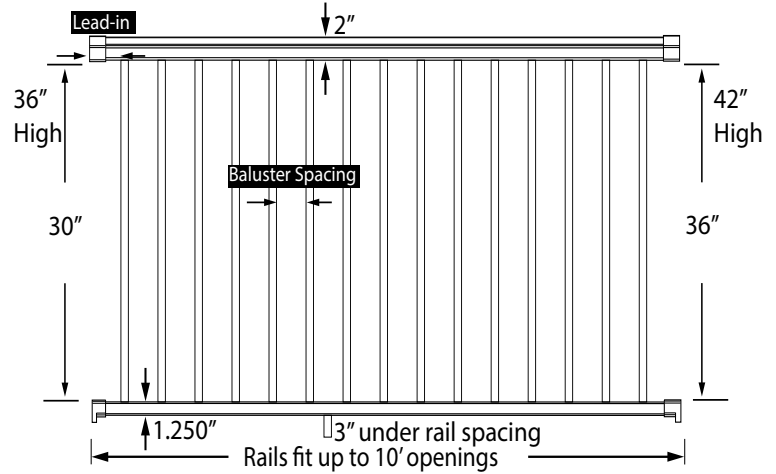
STRAIGHT SECTION INCLUDES

- (1) 2" x 2⁵/₁₆" aluminum top rail
- (1) 1¹/₄" x 1¹/₂" aluminum bottom rail
- Vinyl and aluminum inserts
- 3/4" round balusters—See chart below
- (1) Bottom support block in a 6' section
- (2) Bottom support blocks in an 8' and 10' section
- (4) Rail brackets

STAIR SECTION INCLUDES

- (1) 2" x 2⁵/₁₆" aluminum top rail
- (1) 1¹/₄" x 1¹/₂" aluminum bottom rail
- Vinyl and aluminum inserts
- 3/4" round balusters—See chart below
- (4) Rail brackets


- Grand Prix pairs with all accessories on pages 28-29.
- For additional rail bracket kits, please refer to page 29.
- For Grand Prix matching gate solution, please contact our customer service representatives.



GRAND PRIX 36" H	BLACK	WHITE	BRONZE	LEAD-IN	BALUSTER SPACING	NUMBER OF BALUSTERS	PALLET QUANTITY
6' STRAIGHT	BL36-6GPR \$325	WH36-6GPR \$325	BZ36-6GPR \$325	3.415"	3.850"	15	40
8' STRAIGHT	BL36-8GPR \$415	WH36-8GPR \$415	BZ36-8GPR \$415	3.915"	3.850"	20	40
10' STRAIGHT	BL36-10GPR \$520	WH36-10GPR \$520	BZ36-10GPR \$520	2.115"	3.850"	26	24

GRAND PRIX 42" H	BLACK	WHITE	BRONZE	LEAD-IN	BALUSTER SPACING	NUMBER OF BALUSTERS	PALLET QUANTITY
6' STRAIGHT	BL42-6GPR \$350	WH42-6GPR \$350	BZ42-6GPR \$350	3.415"	3.850"	15	40
8' STRAIGHT	BL42-8GPR \$440	WH42-8GPR \$440	BZ42-8GPR \$440	3.915"	3.850"	20	40
10' STRAIGHT	BL42-10GPR \$565	WH42-10GPR \$565	BZ42-10GPR \$565	2.115"	3.850"	26	24

GRAND PRIX SPEEDSTAIR 36" H	ACCOMMODATES STAIR ANGLES BETWEEN 23-38°						
	BLACK	WHITE	BRONZE	LEAD-IN	NUMBER OF BALUSTERS	PALLET QUANTITY	
6' SPEEDSTAIR	BL36-6GPS-SR \$407	WH36-6GPS-SR \$407	BZ36-6GPS-SR \$407	3.300"	13	40	
8' SPEEDSTAIR	BL36-8GPS-SR \$485	WH36-8GPS-SR \$485	BZ36-8GPS-SR \$485	3.800"	18	40	

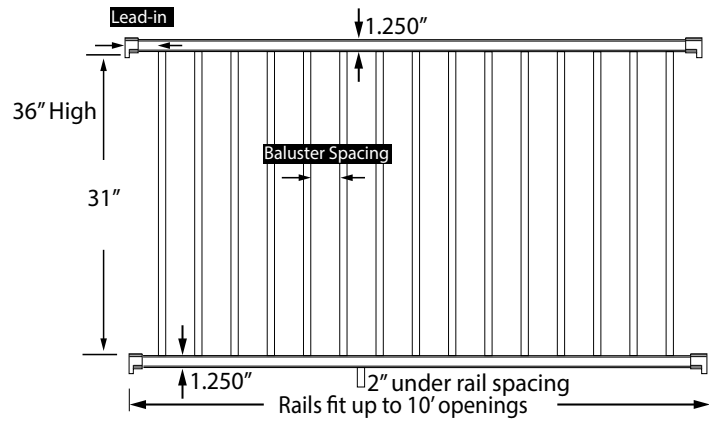
BALUSTER BASKET	BLACK	WHITE	BRONZE	INSIDE DIAMETER
 <p>USED WITH 3/4" ROUND BALUSTERS</p>	790089 \$33	800089 \$33	810089 \$33	3/4" ROUND

ASPEN ALUMINUM RAILING


STRAIGHT SECTION INCLUDES

- (2) 1¼" x 1½" aluminum top and bottom rails
- Vinyl and aluminum inserts
- ¾" round balusters—See chart below
- (1) Bottom support block
- (4) Rail brackets




For Aspen matching gate solution, please contact our customer service representatives.



ASPEN 36" H	BLACK	LEAD-IN	BALUSTER SPACING	NUMBER OF BALUSTERS	PALLET QUANTITY
6' STRAIGHT	BL36-6ASPR \$290	3.415"	3.850"	15	40
8' STRAIGHT	BL36-8ASPR \$375	3.915"	3.850"	20	40
6' STAIR	BL36-6ASPSR \$370	3.300"	NA	13	40
8' STAIR	BL36-8ASPSR \$450	3.800"	NA	18	40


	POSTS WITH CAP & COLLAR	BLACK	CARTON QUANTITY	PALLET QUANTITY
	2" x 2" x 37"	BL22-APB37 \$126	1	30
	2" x 2" x 43"	BL22-APB43 \$138	1	30

INCLUDES: (1) Aluminum post with attached plate, (1) Cap, (1) Collar (1-piece)
This post will not work with the Lincoln or Grand Prix Railing.

ASPEN RAIL BRACKET KITS	BLACK	CARTON QUANTITY
	BL-ASP-STRAIGHT \$47	1
	BL-ASP-ADJSTAIR \$155	1
	BL-ASP-VAW \$134	1

ALUMINUM ACCESSORIES

	POSTS WITH CAP & COLLAR	BLACK	WHITE	BRONZE	SLATE GRAY	CARTON QUANTITY	PALLET QUANTITY
	3" x 3" x 38 1/2"	BL-APB38 \$158	WH-APB38 \$158	BZ-APB38 \$158	SG-APB38 \$158	1	42
	3" x 3" x 43 3/4"	BL-APB43 \$170	WH-APB43 \$170	BZ-APB43 \$170	SG-APB43 \$170	1	42
	3" x 3" x 49 3/4"	BL-APB49 \$189	WH-APB49 \$189	BZ-APB49 \$189	SG-APB49 \$189	1	42
INCLUDES: (1) Aluminum post with attached plate, (2) Leveling strips, (1) Cap, (1) One-piece collar, (1) Hardware pack.							











	SENTINEL PORCH POSTS						
	4" x 4" x 108"	BLACK	WHITE	BRONZE	SLATE GRAY	CARTON QUANTITY	PALLET QUANTITY
		BL44-108SEN \$310	WH44-108SEN \$310	BZ44-108SEN \$310	SG44-108SEN \$310	1	30
INCLUDES: (1) Aluminum 108" post, (2) Tie-Down Plates - 1/4" exposure each, (1) Hardware Pack, (2) Collars						12,000LB LOAD RATING FIRE- RATED	


	SENTINEL PORCH POSTS						
	6" x 6" x 108"	BLACK	WHITE	BRONZE	SLATE GRAY	CARTON QUANTITY	PALLET QUANTITY
		BL66-108SEN \$550	WH66-108SEN \$550	BZ66-108SEN \$550	SG66-108SEN \$550	1	30
INCLUDES: (1) Aluminum 108" post, (2) Tie-Down Plates - 1/4" exposure each, (1) Hardware Pack Collars must be purchased separately; BL66-PC, WH66-PC, BZ66-PC or SG66-PC.						30,000LB LOAD RATING FIRE-RATED	

BLANK POST SLEEVES FOR WOOD POSTS	BLACK	WHITE	BRONZE	SLATE GRAY	CARTON QUANTITY	PALLET QUANTITY
 4" x 4" x 38 1/2"	BL44-38BP \$85	WH44-38BP \$85	BZ44-38BP \$85	SG44-38BP \$85	1	50
4" x 4" x 44 1/2"	BL44-44BP \$95	WH44-44BP \$95	BZ44-44BP \$95	SG44-44BP \$95	1	50
4" x 4" x 108"	BL44-108BP \$236	WH44-108BP \$236	BZ44-108BP \$236	SG44-108BP \$236	1	50
6" x 6" x 38 1/2"	BL66-38BP \$190	WH66-38BP \$190	BZ66-38BP \$190	SG66-38BP \$190	1	36
6" x 6" x 44 1/2"	BL66-44BP \$224	WH66-44BP \$224	BZ66-44BP \$224	SG66-44BP \$224	1	36
6" x 6" x 108"	BL66-108BP \$515	WH66-108BP \$515	BZ66-108BP \$515	SG66-108BP \$515	1	30

CAPS & COLLARS	BLACK	WHITE	BRONZE	SLATE GRAY	CARTON QUANTITY
 4" x 4"	BL44-FC \$28	WH44-FC \$28	BZ44-FC \$28	SG44-FC \$28	12
6" x 6"	BL66-FC \$38	WH66-FC \$38	BZ66-FC \$38	SG66-FC \$38	10
 4" x 4"	BL44-PC \$40	WH44-PC \$40	BZ44-PC \$40	SG44-PC \$40	12
ONE-PIECE 6" x 6"	BL66-PC \$82	WH66-PC \$82	BZ66-PC \$82	SG66-PC \$82	4

ALUMINUM ACCESSORIES

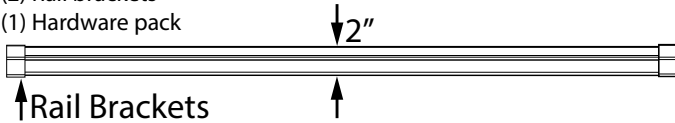
RAIL BRACKET KITS		BLACK	WHITE	BRONZE	SLATE GRAY	CARTON QUANTITY
<p>TOP</p>  <p>BOTTOM</p> 	STRAIGHT	BL-STRAIGHTBKT1 \$58	WH-STRAIGHTBKT1 \$58	BZ-STRAIGHTBKT1 \$58	SG-STRAIGHTBKT1 \$58	1
<p>TOP</p>  <p>BOTTOM</p> 	SPEEDSTAIR ANGLE RANGE 23° – 38°	BL-S-STAIRBKT \$110	WH-S-STAIRBKT \$110	BZ-S-STAIRBKT \$110	SG-S-STAIRBKT \$110	1
<p>TOP</p>  <p>BOTTOM</p> 	ADJUSTABLE STAIR ANGLE RANGE 0° – 38°	BL-ADJSTAIRBKT1 \$165	WH-ADJSTAIRBKT1 \$165	BZ-ADJSTAIRBKT1 \$165	NA	1
<p>TOP</p>  <p>BOTTOM</p> 	ADJUSTABLE STAIR ANGLE RANGE 0° – 38° (FOR ADA APPLICATIONS)	BL-ADJBRACKET \$124	WH-ADJBRACKET \$124	BZ-ADJBRACKET \$124	NA	1
<p>TOP</p>  <p>BOTTOM</p> 	VARIABLE ANGLE WEDGE HORIZONTAL ANGLE RANGE 0° – 50° (ONE KIT AS SHOWN WILL DO ONE POST)	BL-VAW1 \$137	WH-VAW1 \$137	BZ-VAW1 \$137	NA	1

BALUSTER	SIZE DIAMETER X LENGTH	BLACK	WHITE	BRONZE	SLATE GRAY	TOUCH-UP PAINT				
		DESCRIPTION	BLACK	WHITE	BRONZE	SLATE GRAY				
 <p>ALUMINUM BALUSTER SQUARE 3/4"</p>	3/4" x 31"	790003 \$7	800003 \$7	810003 \$7	840003 \$7	TOUCH-UP PAINT 0.75 oz.	790051 \$15	800051 \$15	810051 \$15	840051 \$15
	3/4" x 33"	790001 \$7	800001 \$7	810001 \$7	840001 \$7					
	3/4" x 39"	790002 \$8	800002 \$8	810002 \$8	840002 \$8					

PROJECT RAIL—ALUMINUM

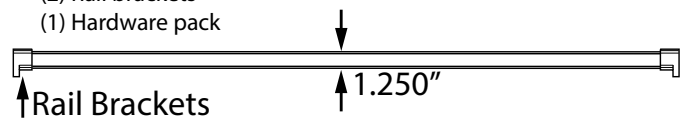
TOP STRAIGHT RAIL INCLUDES

- (1) 2" x 2⁵/₁₆" aluminum top rail
- (1) Non-stamped aluminum insert
- (2) Rail brackets
- (1) Hardware pack



BOTTOM STRAIGHT RAIL INCLUDES

- (1) 1 1/4" x 1 1/2" aluminum bottom rail
- (1) Non-stamped aluminum insert
- (2) Rail brackets
- (1) Hardware pack

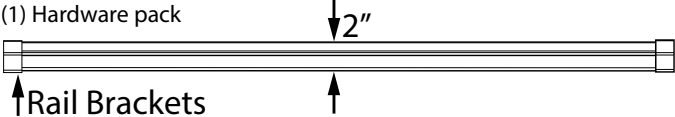


- A 43" or 49" structural post or 44" post sleeve is recommended for any mid post or bottom post application.
- Project Rail sections can be used with third-party aluminum cable rail systems or other applications.

PROJECT STRAIGHT RAILS TOP		BLACK	WHITE	BRONZE
6' STRAIGHT TOP RAIL		BL-6CB-TOP \$160	WH-6CB-TOP \$160	BZ-6CB-TOP \$160
8' STRAIGHT TOP RAIL		BL-8CB-TOP \$205	WH-8CB-TOP \$205	BZ-8CB-TOP \$205
10' STRAIGHT TOP RAIL		BL-10CB-TOP \$220	WH-10CB-TOP \$220	BZ-10CB-TOP \$220
PROJECT STRAIGHT RAILS BOTTOM		BLACK	WHITE	BRONZE
6' STRAIGHT BOTTOM RAIL		BL-6CB-BOT \$138	WH-6CB-BOT \$138	BZ-6CB-BOT \$138
8' STRAIGHT BOTTOM RAIL		BL-8CB-BOT \$187	WH-8CB-BOT \$187	BZ-8CB-BOT \$187
10' STRAIGHT BOTTOM RAIL		BL-10CB-BOT \$220	WH-10CB-BOT \$220	BZ-10CB-BOT \$220
RAIL BRACKETS TOP		BLACK	WHITE	BRONZE
 STRAIGHT TOP RAIL		BL-CB-TOPBKT \$40	WH-CB-TOPBKT \$40	BZ-CB-TOPBKT \$40

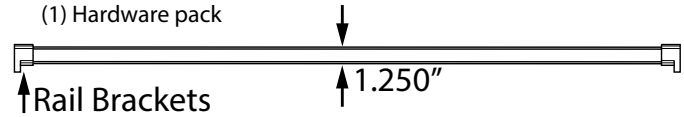
TOP STAIR RAIL INCLUDES

- (1) 2" x 2⁵/₁₆" aluminum top rail
- (1) Non-stamped aluminum insert
- (2) Rail brackets—Fixed (32°–36°)
- (1) Hardware pack



BOTTOM STAIR RAIL INCLUDES

- (1) 1 1/4" x 1 1/2" aluminum bottom rail
- (1) Non-stamped aluminum insert
- (2) Rail brackets—Fixed (32°–36°)
- (1) Hardware pack



- Height is determined by post position and stair angle.
- Contact Customer Service for Project Stair bracket pricing.

PROJECT STAIR RAILS TOP		BLACK	WHITE	BRONZE
6' STAIR TOP RAIL		BL-6CB-STAIRTOP \$190	WH-6CB-STAIRTOP \$190	BZ-6CB-STAIRTOP \$190
8' STAIR TOP RAIL		BL-8CB-STAIRTOP \$225	WH-8CB-STAIRTOP \$225	BZ-8CB-STAIRTOP \$225
PROJECT STAIR RAILS BOTTOM		BLACK	WHITE	BRONZE
6' STAIR BOTTOM RAIL		BL-6CB-STAIRBOT \$160	WH-6CB-STAIRBOT \$160	BZ-6CB-STAIRBOT \$160
8' STAIR BOTTOM RAIL		BL-8CB-STAIRBOT \$204	WH-8CB-STAIRBOT \$204	BZ-8CB-STAIRBOT \$204

RESOURCES



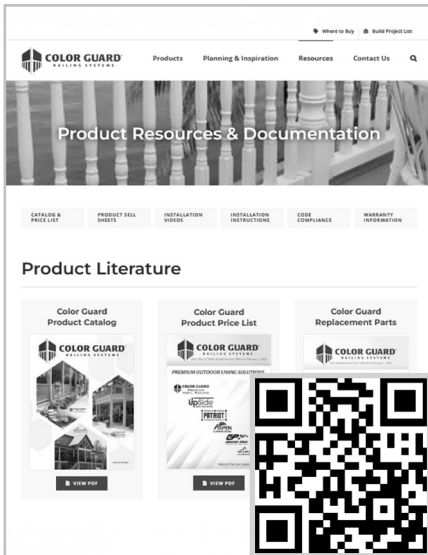
COLOR GUARD
RAILING SYSTEMS



COLOR GUARD ONLINE RESOURCES


COLORGUARDRAILING.COM

Color Guard Resources

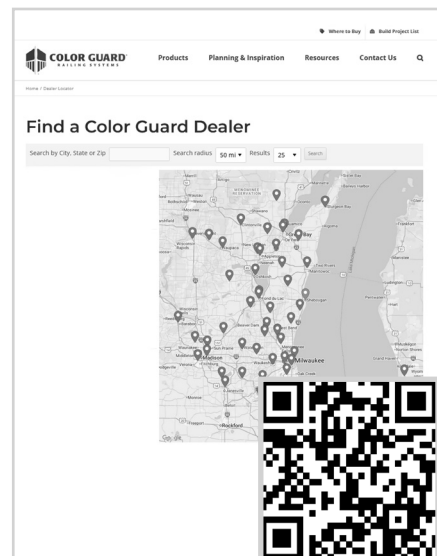


- UpSide Under Deck Ceiling Calculator
- Dealer Locator
- Installation Instructions & Videos
- Code Compliance Reports
- Literature & Photo Gallery
- Railing Configurator

UpSide Calculator



Dealer Locator



Color Guard products are made in the USA, with core designing, manufacturing, and packaging in our Wisconsin facilities along with select products produced by qualified partners.

MADE IN THE
★★ USA ★★