

COLOR GUARD®

RAILING SYSTEMS



 **COLOR GUARD**
PREMIUM
VINYL RAILING



 **UpSide**
UNDER DECK CEILING



Lincoln
ALUMINUM RAILING

★★MADE IN THE USA★★

THE PATRIOT

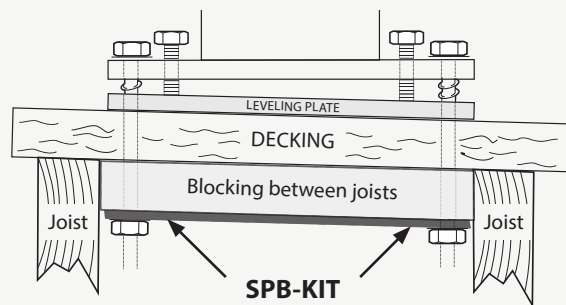
Mounts to wood, concrete or composite surfaces.

Adjusts to an 11° angle. Adjusts to fit 36" and 42" high railing.

Sizes

4" x 4" x 37"

5" x 5" x 37"



SPB-KIT

The SPB-KIT is used beneath deck boards with properly installed blocking.



SPB-66KIT

The SPB-66KIT nests around the fillers of the SPB-44BPL to fill out 6" x 6" post sleeves.



A Better Solution than Wood Posts



Properly anchor post mount.



Adjust leveling bolts. Allows 11° variance in any direction.



Attach fillers and place sleeve over post.



PREMIUM VINYL RAILING

For over 20 years, Color Guard has been producing a top-quality vinyl railing, whose safety and ease of installation is unmatched in the industry.

• EVERYTHING YOU NEED IS IN THE BOX

Our railing comes “fully-kitted” and includes top and bottom railing, aluminum reinforcement, balusters, brackets, support block and stainless steel hardware

• A TOTAL RAILING SOLUTION

With our broad line of accessories, we have a solution to fit every project need, from load-bearing porch posts, post wraps, angle adapters, and gate kits, to designer or solar cap options

Stair section bracket designed for any angle from 23° to 38°—no mitering of the rails or cuts to the bracket or balusters

• EASY INSTALLATION

Faster and easier to install than our competition

Railing sections are true-to-length: 6' = 72" of railing to fit a 6' opening

• SAFETY FIRST

Our products are submitted to a third-party for testing and exceed today's code requirements

A sturdy, high-gauge aluminum reinforcement is in every top and bottom rail we produce and set screws on each side of the rail bracket attach the rail section to the aluminum reinforcement



5' or longer straight railing sections contain a spring-loaded locking baluster to keep rails from separating if subjected to excess load on the top or bottom rails

• LIMITED LIFETIME WARRANTY

• **MADE IN THE USA** Proudly produced in Wisconsin with virgin PVC

PREMIUM VINYL WITH DRINK RAIL OPTIONS

FLORENCE

Complete your installation with Verona or Tuscany stair and gate kits.

Fully-kitted with black $\frac{3}{4}$ " round aluminum balusters.

	Height	Length
Straight	36"	6', 8', 10'
Straight	42"	6', 8', 10'

Colors



White



KEY WEST

Complete your deck with a Classic or Savannah stair rail kit.

Pairs with a Savannah gate.

	Height	Length
Straight	36"	6', 8', 10'
Straight	42"	6', 8', 10'

Colors



White






FLORENCE and **KEY WEST** both use a deck board on the top rail for a highly coordinated look with your decking. Fully customizable with your choice of drink rail topper (*sourced separately*).

VERONA

Fully-kitted with black ¾" round aluminum balusters.

	Height	Length
Straight	36"	4', 6', 8', 10'
Stair	36"	6', 8'
Straight	42"	6', 8'
Stair	42"	6', 8'

Colors			
	White	Tan	Clay





PREMIUM VINYL RAILING

TUSCANY

Fully-kitted with black $\frac{3}{4}$ " round aluminum balusters. *Optional baluster baskets shown at left. Stair rail available in 36" height only.*

	Height	Length
Straight	36"	4', 6', 8', 10'
Stair	36"	6', 8'
Straight	42"	6', 8'

Colors



White



Tan



Clay



CLASSIC

Our most popular Premium Vinyl Railing.

	Height	Length
Straight	36"	4', 5', 6', 7', 8', 10'
Stair	36"	4', 6', 8', 10'
Straight	42"	4', 5', 6', 7', 8', 10'
Stair	42"	6', 8'

Colors

White

Tan

Clay





SAVANNAH

Stair rail brackets accommodate angles 23°–38°

Stair rail available in 36" height only.

	Height	Length
Straight	36"	4', 6', 8', 10'
Stair	36"	4', 6', 8',
Straight	42"	4', 6', 8', 10'

Colors



White



Tan



Clay








ARCHITECTURAL

Stair rail brackets accommodate angles 23°–38°. *Stair rail available in 36" height only.*

	Height	Length
Straight	36"	4', 6', 8', 10'
Stair	36"	4', 6', 8',
Straight	42"	4', 6', 8', 10'

Colors			
	White	Tan	Clay



NEWEL POST

Pairs well with Architectural Railing and Colonnade Porch Posts.

Sizes

4" x 4" x 38"

4" x 4" x 44"

Colors



White



Tan



Clay



Newel features its own leveling hardware for quick and easy installation.



POST SLEEVES

Post sleeves provide an efficient way to cover treated wood posts.


Sizes

2" x 4" x 120"	4" x 4" x 38"	5" x 5" x 108"	6" x 6" x 38"*
	4" x 4" x 44"		6" x 6" x 44"
	4" x 4" x 50"		6" x 6" x 120"
	4" x 4" x 96"		
	4" x 4" x 108"		
	4" x 4" x 120"		


Colors



White



Tan



Clay

**6" x 6" x 38" available in white only*



2" x 4" Sleeve



VINYL ACCESSORIES



Straight Rail Bracket



Stair Rail Bracket



45° Rail Bracket



**Stair Rail Bracket with
Column Adapter**



Column Adapter

Accommodates 10"-12" columns
Straight & Stair



22½° Rail Adapter

Straight & Stair



45° Rail Adapter

Straight & Stair

DESIGNER & SOLAR CAPS

Matching collars available. Long-lasting powder coated metallic finishes.

Antique Gray
4" x 4"

Antique Gold
4" x 4"

Hammertone Black
4" x 4", 6" x 6"




Antique Copper
4" x 4"

Antique Brown
4" x 4"



NEPTUNE
For 3" x 3"
Aluminum Posts




NEPTUNE
For 4" x 4" and
6" x 6" Post Sleeves



APOLLO
For 4" x 4" and 6" x 6" Post Sleeves and
3" x 3" Aluminum Posts

Colors



White



Tan




Clay



4" x 4"
5" x 5"
6" x 6"

Flat



4" x 4"
5" x 5"
6" x 6"

New England



4" x 4"

Gothic (White only)



4" x 4"

Dome (White only)

STRUCTURAL POST

COLONNADE

Porch posts provide the industry's easiest installation.

Rated at 5,400 lbs. load-bearing capacity.

Size

5" x 5" x 108"

Colors




Polar White



White

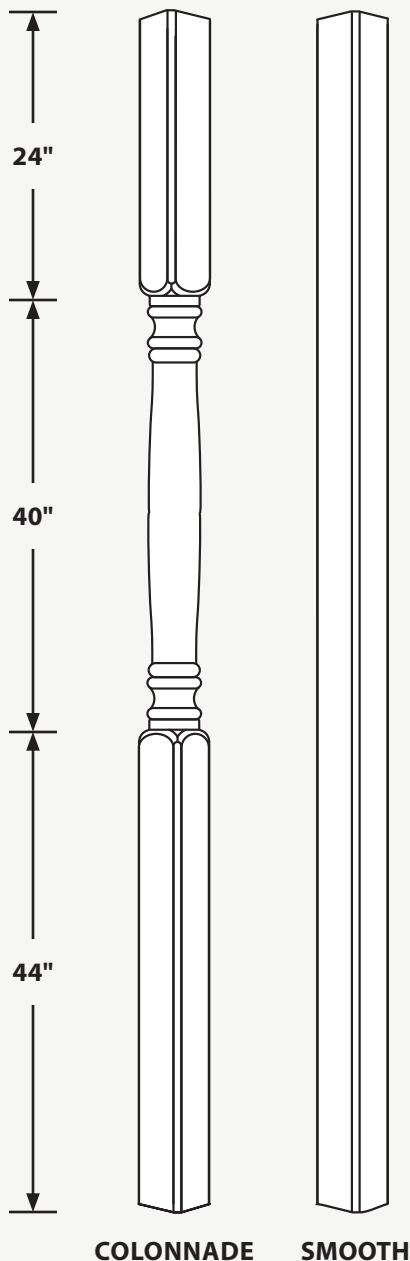


Tan



Clay





COLONNADE **SMOOTH**

Our structural posts feature an easy installation that makes this a great product for both new construction and retrofits.

Inside View



Tie-Down Plate



STRUCTURAL POST

SMOOTH

The Smooth Structural Post provides a simpler look.

Rated at 5,400 lbs. load-bearing capacity.


Size

5" x 5" x 108"

Colors



Polar White



White



Tan



Clay



POST WRAPS

Our easy-to-install Post Wraps can be installed on existing wood posts and provide protection and low-maintenance. Available in four-piece kits in a smooth or fluted profile.

FLUTED

Sizes	Polar White	White	Tan	Clay
4" x 4"	8.5', 10'	8.5', 10'	10'	10'
6" x 6"	8.5', 10'	8.5', 10'	10'	10'
8" x 8"	10'	8.5', 10'		

SMOOTH

Sizes	Polar White	White	Tan	Clay
4" x 4"	8.5', 10'	8.5', 10'	10'	10'
6" x 6"	8.5', 10'	8.5', 10'	10'	10'
8" x 8"		10'		

**For 4" x 6" applications, combine pieces from 4" x 4" and 6" x 6" kits*


Colors




Polar White



White



Tan



Clay



SMOOTH



BEFORE & AFTER

White Fluted Post Wrap
on 4" x 6" post*



FLUTED



VINYL GATES

Our adjustable gate kits fit a 48" rough-opening, but may be cut down to accommodate smaller openings. Fully-kitted with top and bottom rails, balusters, cross brace, stainless steel latch and self-closing hinges.


Gate must be hung between solid posts! (wood filled, or Patriot steel post mounts or structural porch posts). Available in Classic, Savannah, Verona, Tuscany and Architectural profiles.

Heights


36"

42"


Colors



White



Tan



Clay



CLASSIC



SAVANNAH



VERONA

BISCAYNE

Our fencing is easy-to-install and safe with aluminum-reinforced bottom rails. Suitable as pool fencing and other applications.

Height

51"


Length

6'

Color



White



Matching Gate Kit Available



NEW PRODUCT


GRAB & GO KITS

Our Grab & Go Kits offer a complete solution all in one box. Add an Aluminum Secondary Hand Rail to a wall or railing. Wrap a bare wood porch or deck post with our Vinyl Post Wrap. Both offer a simple way to complete your project.

POST WRAP KITS

Sizes	Length
4" x 4" Smooth	7.5'
6" x 6" Smooth	7.5'
4" x 4" Fluted	7.5'
6" x 6" Fluted	7.5'

Colors




White

SECONDARY HANDRAIL KITS

Length

7.5'

Colors



White



Black



Bronze



Secondary Handrail Components



Post Wrap Components



SECONDARY HANDRAIL



POST WRAP

SECONDARY HANDRAIL

Complements Color Guard Premium Vinyl Railing Systems, Color Guard Aluminum Railing Systems (requires 3 x 3 post or larger), wood railing and other railing and wall applications. Powder-coated aluminum in 1.5" diameter to meet ADA requirements.

Lengths

8'8", 10'


Colors



White



Black



Bronze



Wall Bracket



In-Line Bracket



Return Bracket



90° Outside Elbow



Corner Bracket



90° Elbow



5°, 32°, 36°, 40° Elbows



P-Loop Return



End Cap



8" Straight Connector



RELATED COMPONENTS



P-Loop



In-Line Bracket



90° Outside Elbow



Return Bracket



PROJECT RAIL

We have a great reputation providing easy-to-install Vinyl and Aluminum Railing Kits. Sometimes your project requires outside-the-box thinking to create the right solution:

- **BUILD** with quality American-made products
- **ADAPT** to the unique requirements of your job site
- **CREATE** what you envision using our Project Rail components



PROJECT RAIL

PREMIUM VINYL

Boxed railing sections with aluminum reinforcement, brackets, and hardware. *White Project Rail railing is sold individually as top or bottom.* *Tan and Clay Project Rail railing is sold as a top / bottom pair.*

Kit Options

Lengths

White Contoured Top Rail 1½" x 3"

6', 7', 8', 10'




White Bottom Flat 2" x 3"

6', 7', 8', 10'

Tan/Clay Top and Bottom Rails

10'

Colors



White

Tan

Clay





PROJECT RAIL

ALUMINUM

Boxed individually with all necessary brackets and hardware.

Straight	Length
Contoured Top Rail 2" x 2 ⁵ / ₁₆ "	6', 8', 10'
Flat Bottom Rail 1 ¹ / ₄ " x 1 ¹ / ₂ "	6', 8', 10'

Stair	Length
Contoured Top Rail 2" x 2 ⁵ / ₁₆ "	6', 8',
Flat Bottom Rail 1 ¹ / ₄ " x 1 ¹ / ₂ "	6', 8'

Colors

White

Black

Bronze





ALUMINUM RAILING

Several years ago, when we expanded into Aluminum Railing, we wanted to create railing systems that met the expectations of the Color Guard Brand. We were successful in that endeavor.

• EVERYTHING YOU NEED IS IN

THE BOX Our railing comes “fully-kitted” and includes top and bottom railing, vinyl inserts, balusters, brackets, support block and stainless steel hardware

• EASY INSTALLATION

Most contractors say it's the easiest to install

Railing sections are true-to-length: 6' = 72" of railing to fit a 6' opening

Stair section bracket designed for any angle from 23° to 38°—no mitering of the rails or cuts to the bracket or balusters

• A TOTAL RAILING SOLUTION

With our broad line of accessories, we have a solution to fit every project need, from structural porch posts, sleeves to cover existing nominal 4" x 4" or 6" x 6" wood posts or Patriot Steel Post Mounts, gate kits, solar lighting, drink rail brackets and over-the-post elements

Posts and Post Sleeves are offered in multiple sizes

Styles available in round and square balusters

Project Rail options for completely custom creations

• CURB APPEAL AND QUALITY FEEL

All of our aluminum railing products are powder-coated with a hammered, textured finish

15-Year Finish Warranty in most environments

Solid to the touch, with no audible rattle

A vinyl insert in every top and bottom rail eliminates metal-on-metal contact

• MADE IN THE USA

Proudly manufactured, powder-coated and assembled domestically

GRAND PRIX


Features 3/4" round balusters. *Stair rail available in 36" height only.*

	Height	Length
Straight	36"	6', 8', 10'
Stair	36"	6', 8'
Straight	42"	6', 8', 10'

Colors



Black



White







Bronze



LINCOLN

Features ¾" square balusters.

	Height	Length		Height	Length
Straight	36"	4', 5', 6', 7', 8', 10'	Straight	36"	4', 6', 8', 10'
Stair	36"	4', 5', 6', 7', 8'	Stair	36"	6', 8'
Straight	42"	4', 5', 6', 7', 8', 10'	Straight	42"	4', 6', 8', 10'
Stair	42"	6', 8'			

Colors				Color	
	White	Black	Bronze		Black & White



NEW PRODUCT

SPEED STAIR

BRACKET INNOVATION

A revolutionary new bracket system developed by Color Guard Railing that makes stair railing installation quicker and simpler.

- **COMPATIBLE**

SpeedStair was designed to work seamlessly with our Grand Prix and Lincoln aluminum railing systems

- **STREAMLINED**

The one-piece SpeedStair bracket is all you need for a quick and easy installation

- **VERSATILE**

The SpeedStair bracket can accommodate angles from 23° to 38°



ALUMINUM RAILING

SENTINEL PORCH POST

Structural aluminum posts with simple installation.

Size

4" x 4" x 108" (12,000 lbs. load rating, post collars included)

6" x 6" x 108" (30,000 lbs. load rating)

Colors



White



Black



Bronze



ALUMINUM RAILING



ASPEN

Provides a minimalistic, symmetrical look and features $\frac{3}{4}$ " round balusters.

	Height	Length
Straight	36"	6', 8', 10'
Stair	36"	6', 8'

Color




Black



ALUMINUM ACCESSORIES

Colors




White



Black




Bronze




Blank Post Sleeves
Conceals existing wood posts.
Sizes: 4" x 4", 6" x 6"

Post with cap & collar
Sizes: 2" x 2" (Black only),
3" x 3"




Straight



Corner



End



Stair

Over-The-Post Bracket
Allows for a continuous rail design.



3" x 3" Post Feature
Available in 38", 43", and 49" heights.
Includes stainless steel leveling strips.



6" x 6" Post Sleeves with Lincoln Railing in
screen porch application.

ALUMINUM GATE

Our adjustable 4' gate fits 50" rough opening. Fully-kitted with stainless steel latch and self-closing hinges.

Heights


36"

42"

Colors




Black



White



Bronze



ALUMINUM ACCESSORIES



Drink Rail Bracket System



Variable Angle Wedge
(enables horizontal angles up to 50°)



**Adjustable Stair
for Ramp Applications**
(angles up to 38°)


UPSIDE UNDER DECK CEILING

A complete system that transforms your under deck area into a dry and enjoyable outdoor living space.


Channel Sizes

10', 12', 16'

Colors



White



Tan


Scan for our
**UPSIDE UNDER
DECK CEILING**
online calculator



Can adapt for ceiling fans and light fixtures



Compatible with most gutter systems





UPSIDE COMPONENTS



Quick Install Track



Starter Strip




Glide Clip



C-Channel



Edge Trim



Channel



See page 34 for more details.



Establish a dry, attractive outdoor living area beneath your deck with our water-channeling system that also creates a finished ceiling with a bead-board appearance.





Color Guard® Inc.
PO Box 28
Sheboygan Falls, WI 53085

Phone: 800-832-8914
Fax: 800-638-4695

 Made in USA

Learn more at

ColorGuardRailing.com
UpSideByColorGuard.com

 @colorguardrailing
 ColorGuardRailing



LIT-2024