



COLOR GUARD®

RAILING SYSTEMS

2022 COLLECTION | Retail Price List: Effective January 1, 2022



UpSide™
DECK CEILING



ALUMINUM RAILING SYSTEM
Lincoln



COLOR GUARD®
VINYL RAILING



★ THE ★
PATRIOT
★ STEEL POST MOUNT ★



Premium Outdoor Living Solutions

MADE IN THE
★★ USA ★★

2022 COLLECTION



CLASSIC 3
The timeless favorite and most popular vinyl style offered.



ARCHITECTURAL 4
Vinyl railing with turned balusters to provide the traditional Colonial look.



SAVANNAH 5
Vinyl railing featuring a practical symmetrical flat top rail design.



VERONA/TUSCANY 6-7
Growing in popularity, these profiles are fully-kitted and feature aluminum-reinforced vinyl top and bottom rails with round aluminum balusters.



KEY WEST/FLORENCE 8
Add a drink rail (composite deck board of your choice) to our vinyl railing.



PORCH & DECK GATES 9
A safe and complete boundary solution for your project. Fully-kitted, customizable widths with hinges and latch included.



VINYL POST SLEEVES 10
Various sizes and colors to cover existing wood posts.



VINYL POST WRAP 11
Make your old wood posts new again!



VINYL RAIL BRACKETS 12
We make the difficult installation simple.



CAPS, COLLARS & SOLAR LIGHTING 13-15
Accessories to complete your railing project.



SECONDARY HANDRAIL 16
Pairs with vinyl, aluminum or wood railing systems.



THE PATRIOT 17
A steel post mount stronger and more functional than a wood post. Compatible with most vinyl and composite post sleeves.



NEWEL POSTS 18
Pairs perfectly with our Architectural railing and features its own sturdy mounting system.



VINYL STRUCTURAL POSTS ... 19
Various options to cover existing wood posts or provide structural support.



ASPEN 20
A minimalistic aluminum railing design incorporating round balusters. Available in a textured black finish.



GRAND PRIX 21
A high performance aluminum railing featuring a sleek design with round balusters that supports a fast installation.



LINCOLN 22-27
Stylish rail design featuring square balusters. The most popular profile in our aluminum railing portfolio.



NON-STAMPED RAILING 28
Add visual appeal to your cable rail application with our portfolio of complementary products.



UPSIDE/BISCAYNE FENCE 29
Enjoy outdoor living above and below your deck. Vinyl fencing designed to enclose swimming pools.



REPLACEMENT PARTS 30-32

Prices and availability subject to change without notice. All prices are per individual item unless otherwise specified.

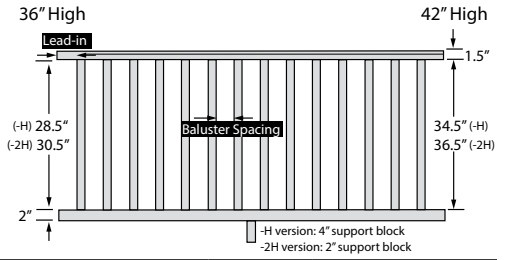
CLASSIC VINYL RAILING

STRAIGHT SECTION INCLUDES

- (1) 1½" x 3" vinyl top rail with aluminum insert
- (1) 2" x 3" vinyl bottom rail with aluminum insert
- 1½" x 1½" balusters—See chart below
- (1) Bottom support block in a 5', 6', 7', 8' and 10' section
- (4) Rail brackets (NOTE: rail brackets can accommodate 1" per foot rise)

STAIR SECTION INCLUDES

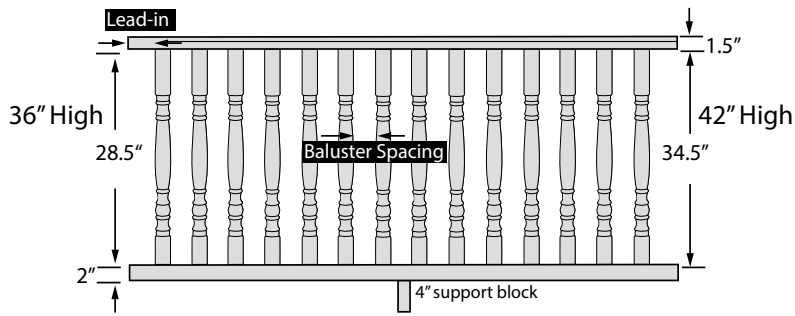
- (1) 1½" x 3" vinyl top rail with aluminum insert
 - (1) 2" x 3" vinyl bottom rail with aluminum insert
 - 1½" x 1½" balusters—See chart below
 - (4) Rail brackets—accommodates angles 23°–38°
- Installation instructions



CLASSIC 36" H	WHITE	TAN	CLAY	LEAD-IN	BALUSTER SPACING	NUMBER OF BALUSTERS		PALLET QUANTITY	CARTON WEIGHT	CARTON DIMENSIONS
						REGULAR	LOCKING			
4' STRAIGHT	W36-4CRK-H W36-4CRK-2H \$120	T36-4CRK-H T36-4CRK-2H \$158	C36-4CRK-H C36-4CRK-2H \$165	3.500"	3.426"	9	0	20	15	50" x 9" x 5"
5' STRAIGHT	W36-5CRK-H W36-5CRK-2H \$147	NA	NA	3.500"	3.628"	10	1	20	19	74" x 9" x 5"
6' STRAIGHT	W36-6CRK-H W36-6CRK-2H \$156	T36-6CRK-H T36-6CRK-2H \$216	C36-6CRK-H C36-6CRK-2H \$228	3.500"	3.373"	13	1	20	21	74" x 9" x 5"
7' STRAIGHT	W36-7CRK-H W36-7CRK-2H \$203	NA	NA	3.500"	3.512"	15	1	20	25	98" x 9" x 5"
8' STRAIGHT	W36-8CRK-H W36-8CRK-2H \$207	T36-8CRK-H T36-8CRK-2H \$273	C36-8CRK-H C36-8CRK-2H \$286	3.519"	3.350"	18	1	20	30	98" x 9" x 5"
10' STRAIGHT	W36-10CRK-H W36-10CRK-2H \$276	T36-10CRK-H T36-10CRK-2H \$354	C36-10CRK-H C36-10CRK-2H \$365	3.500"	3.337"	21	3	20	38	121" x 9" x 5"
4' STAIR	W36-4CSRK-H \$135	T36-4CSRK-H \$167	C36-4CSRK-H \$175	3.600"	NA	8	0	20	12	50" x 9" x 5"
6' STAIR	W36-6CSRK-H \$173	T36-6CSRK-H \$226	C36-6CSRK-H \$238	3.700"	NA	12	0	20	19	74" x 9" x 5"
8' STAIR	W36-8CSRK-H \$222	T36-8CSRK-H \$281	C36-8CSRK-H \$293	3.800"	NA	16	0	20	29	98" x 9" x 5"
10' STAIR	W36-10CSRK-H \$306	NA	NA	3.800"	NA	20	0	20	38	121" x 9" x 5"

CLASSIC 42" H	WHITE	TAN	CLAY	LEAD-IN	BALUSTER SPACING	NUMBER OF BALUSTERS		PALLET QUANTITY	CARTON WEIGHT	CARTON DIMENSIONS
						REGULAR	LOCKING			
4' STRAIGHT	W42-4CRK-H W42-4CRK-2H \$129	T42-4CRK-H T42-4CRK-2H \$165	C42-4CRK-H C42-4CRK-2H \$171	3.500"	3.426"	9	0	20	18	50" x 9" x 5"
5' STRAIGHT	W42-5CRK-H W42-5CRK-2H \$159	NA	NA	3.500"	3.628"	10	1	20	22	80" x 9" x 5"
6' STRAIGHT	W42-6CRK-H W42-6CRK-2H \$175	T42-6CRK-H T42-6CRK-2H \$234	C42-6CRK-H C42-6CRK-2H \$240	3.500"	3.373"	13	1	20	24	80" x 9" x 5"
7' STRAIGHT	W42-7CRK-H W42-7CRK-2H \$215	NA	NA	3.500"	3.512"	15	1	20	29	98" x 9" x 5"
8' STRAIGHT	W42-8CRK-H W42-8CRK-2H \$230	T42-8CRK-H T42-8CRK-2H \$295	C42-8CRK-H C42-8CRK-2H \$312	3.519"	3.350"	18	1	20	33	98" x 9" x 5"
10' STRAIGHT	W42-10CRK-H W42-10CRK-2H \$307	T42-10CRK-H T42-10CRK-2H \$370	C42-10CRK-H C42-10CRK-2H \$386	3.500"	3.337"	21	3	20	40	121" x 9" x 5"
6' STAIR NEW FOR 2022 GUARD RAIL	W42-6CSRK-H \$185	NA	NA	3.700"	NA	12	0	20	24	80" x 9" x 5"
8' STAIR GUARD RAIL	W42-8CSRK-H \$225	NA	NA	3.800"	NA	16	0	20	33	98" x 9" x 5"

ARCHITECTURAL VINYL RAILING



STRAIGHT SECTION INCLUDES

- (1) 1½" x 3" vinyl top rail with aluminum insert
- (1) 2" x 3" vinyl bottom rail with aluminum insert
- 1½" x 1½" balusters—See chart below
- (1) Bottom support block in a 6', 8' and 10' section
- (4) Rail brackets
- (NOTE: rail brackets can accommodate 1" per foot rise)
- Installation instructions

STAIR SECTION INCLUDES

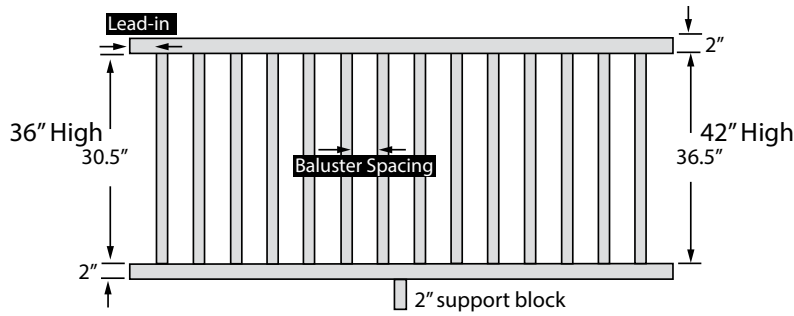
- (1) 1½" x 3" vinyl top rail with aluminum insert
- (1) 2" x 3" vinyl bottom rail with aluminum insert
- 1½" x 1½" balusters—See chart below
- (4) Rail brackets—accommodates angles 23°–38°
- Installation instructions

ARCHITECTURAL 36" H	WHITE	TAN	CLAY	LEAD-IN	BALUSTER SPACING	NUMBER OF BALUSTERS		PALLET QUANTITY	CARTON WEIGHT	CARTON DIMENSIONS
						REGULAR	LOCKING			
4' STRAIGHT	W36-4ARK-H \$172	T36-4ARK-H \$191	C36-4ARK-H \$196	3.500"	3.426"	9	0	20	15	50" x 9" x 5"
6' STRAIGHT	W36-6ARK-H \$249	T36-6ARK-H \$274	C36-6ARK-H \$289	3.500"	3.373"	13	1	20	22	74" x 9" x 5"
8' STRAIGHT	W36-8ARK-H \$320	T36-8ARK-H \$369	C36-8ARK-H \$384	3.519"	3.350"	18	1	20	31	98" x 9" x 5"
10' STRAIGHT	W36-10ARK-H \$383	T36-10ARK-H \$414	C36-10ARK-H \$432	3.500"	3.337"	21	3	20	40	121" x 9" x 5"
4' STAIR	W36-4ASRK-H \$180	T36-4ASRK-H \$198	C36-4ASRK-H \$205	3.600"	NA	8	0	20	14	50" x 9" x 5"
6' STAIR	W36-6ASRK-H \$257	T36-6ASRK-H \$281	C36-6ASRK-H \$298	3.700"	NA	12	0	20	21	74" x 9" x 5"
8' STAIR	W36-8ASRK-H \$337	T36-8ASRK-H \$375	C36-8ASRK-H \$392	3.800"	NA	16	0	20	29	98" x 9" x 5"

ARCHITECTURAL 42" H	WHITE	TAN	CLAY	LEAD-IN	BALUSTER SPACING	NUMBER OF BALUSTERS		PALLET QUANTITY	CARTON WEIGHT	CARTON DIMENSIONS
						REGULAR	LOCKING			
4' STRAIGHT	W42-4ARK-H \$177	T42-4ARK-H \$196	C42-4ARK-H \$202	3.500"	3.426"	9	0	20	16	50" x 9" x 5"
6' STRAIGHT	W42-6ARK-H \$258	T42-6ARK-H \$279	C42-6ARK-H \$295	3.500"	3.373"	13	1	20	24	80" x 9" x 5"
8' STRAIGHT	W42-8ARK-H \$343	T42-8ARK-H \$386	C42-8ARK-H \$402	3.519"	3.350"	18	1	20	33	98" x 9" x 5"
10' STRAIGHT	W42-10ARK-H \$393	T42-10ARK-H \$441	C42-10ARK-H \$463	3.500"	3.337"	21	3	20	42	121" x 9" x 5"

Pairs with Turned Newel Posts (page 18) and Colonnade Porch Posts (page 19).

SAVANNAH VINYL RAILING



STRAIGHT SECTION INCLUDES

- (2) 2" x 3" vinyl rails with aluminum inserts
- (1) Bottom support block in a 6', 8' and 10' section
- 1½" x 1½" balusters—See chart below
- (4) Rail brackets
- (NOTE: rail brackets can accommodate 1" per foot rise)
- Installation instructions

STAIR SECTION INCLUDES

- (2) 2" x 3" vinyl rails with aluminum inserts
- 1½" x 1½" Balusters—See chart below
- (4) Rail brackets—accommodates angles 23°–38°
- Installation instructions

SAVANNAH 36" H	WHITE	TAN	CLAY	LEAD-IN	BALUSTER SPACING	NUMBER OF BALUSTERS		PALLET QUANTITY	CARTON WEIGHT	CARTON DIMENSIONS
						REGULAR	LOCKING			
4' STRAIGHT	W36-4SRK-2H \$134	T36-4SRK-2H \$178	C36-4SRK-2H \$182	3.500"	3.426"	9	0	20	16	50" x 9" x 5"
6' STRAIGHT	W36-6SRK-2H \$183	T36-6SRK-2H \$237	C36-6SRK-2H \$243	3.500"	3.373"	13	1	20	22	74" x 9" x 5"
8' STRAIGHT	W36-8SRK-2H \$244	T36-8SRK-2H \$292	C36-8SRK-2H \$303	3.519"	3.350"	18	1	20	31	98" x 9" x 5"
10' STRAIGHT	W36-10SRK-2H \$305	T36-10SRK-2H \$369	C36-10SRK-2H \$390	3.500"	3.337"	21	3	20	40	121" x 9" x 5"
4' STAIR	W36-4SSRK-H \$138	T36-4SSRK-H \$178	C36-4SSRK-H \$182	3.600"	NA	8	0	20	14	50" x 9" x 5"
6' STAIR	W36-6SSRK-H \$186	T36-6SSRK-H \$237	C36-6SSRK-H \$243	3.700"	NA	12	0	20	21	74" x 9" x 5"
8' STAIR	W36-8SSRK-H \$249	T36-8SSRK-H \$292	C36-8SSRK-H \$303	3.800"	NA	16	0	20	30	98" x 9" x 5"

SAVANNAH 42" H	WHITE	TAN	CLAY	LEAD-IN	BALUSTER SPACING	NUMBER OF BALUSTERS		PALLET QUANTITY	CARTON WEIGHT	CARTON DIMENSIONS
						REGULAR	LOCKING			
4' STRAIGHT	W42-4SRK-2H \$145	T42-4SRK-2H \$184	C42-4SRK-2H \$188	3.500"	3.426"	9	0	20	16	50" x 9" x 5"
6' STRAIGHT	W42-6SRK-2H \$200	T42-6SRK-2H \$246	C42-6SRK-2H \$259	3.500"	3.373"	13	1	20	25	80" x 9" x 5"
8' STRAIGHT	W42-8SRK-2H \$255	T42-8SRK-2H \$320	C42-8SRK-2H \$336	3.519"	3.350"	18	1	20	34	98" x 9" x 5"
10' STRAIGHT	W42-10SRK-2H \$315	T42-10SRK-2H \$385	C42-10SRK-2H \$412	3.500"	3.337"	21	3	20	41	121" x 9" x 5"

VERONA VINYL RAILING


STAIR SECTION INCLUDES

- (1) 1½" x 3" vinyl top rail with aluminum insert
- (1) 2" x 3" vinyl bottom rail with aluminum insert
- ¾" round black balusters—See chart below
- (4) Rail brackets—accommodates angles 23°–38°


STRAIGHT SECTION INCLUDES


- (1) 1½" x 3" vinyl top rail with aluminum insert
- (1) 2" x 3" vinyl bottom rail with aluminum insert
- (1) 4" bottom support block
- ¾" round black balusters—See chart below
- (4) Rail brackets

For White or Bronze replacement balusters, please refer to page 15.

VERONA 36" H	WHITE	TAN	CLAY	LEAD-IN	BALUSTER SPACING	NUMBER OF BALUSTERS		PALLET QUANTITY	CARTON WEIGHT	CARTON DIMENSIONS
						REGULAR	LOCKING			
 4' STRAIGHT	W36-4VRK-H \$178	T36-4VRK-H \$188	C36-4VRK-H \$198	3.500"	3.722"	10	0	20	13	
6' STRAIGHT	W36-6VRK-H \$230	T36-6VRK-H \$242	C36-6VRK-H \$253	3.500"	3.722"	16	0	20	18	
8' STRAIGHT	W36-8VRK-H \$288	T36-8VRK-H \$303	C36-8VRK-H \$327	3.500"	3.722"	22	0	20	23	
10' STRAIGHT	W36-10VRK-H \$338	T36-10VRK-H \$361	C36-10VRK-H \$369	3.500"	3.399"	28	0	20	29	
6' STAIR	W36-6VSRK-H \$245	T36-6VSRK-H \$252	C36-6VSRK-H \$262	4.350"	NA	13	0	20	17	
8' STAIR	W36-8VSRK-H \$303	T36-8VSRK-H \$313	C36-8VSRK-H \$325	4.100"	NA	18	0	20	22	

VERONA 42" H	WHITE	TAN	CLAY	LEAD-IN	BALUSTER SPACING	NUMBER OF BALUSTERS		PALLET QUANTITY	CARTON WEIGHT	CARTON DIMENSIONS
						REGULAR	LOCKING			
 6' STRAIGHT	W42-6VRK-H \$250	T42-6VRK-H \$265	C42-6VRK-H \$275	3.500"	3.722"	16	0	20	20	
8' STRAIGHT	W42-8VRK-H \$308	T42-8VRK-H \$323	C42-8VRK-H \$333	3.500"	3.722"	22	0	20	26	
6' STAIR GUARD RAIL	W42-6VSRK-H \$255	NA	NA	4.350"	NA	13	0	20	19	
8' STAIR GUARD RAIL	W42-8VSRK-H \$318	NA	NA	4.100"	NA	18	0	20	24	

BALUSTER BASKET	BLACK	WHITE	BRONZE	DIAMETER	LENGTH	CARTON QUANTITY	CARTON WEIGHT	CARTON DIMENSIONS
 USED WITH ¾" ROUND BALUSTERS	790089 \$28	800089 \$28	810089 \$28	¾" ROUND	NA	1	1	9" x 5" x 4"

NON-ROUTED RAIL SECTION	WHITE	TAN	CLAY	PALLET QUANTITY	CARTON WEIGHT	CARTON DIMENSIONS
 10' STRAIGHT	W-10VERK \$195	T-10VERK \$205	C-10VERK \$210	60	23	128" x 4" x 4"
INCLUDES: (1) 1½" x 3" non-routed vinyl top rail with aluminum insert, (1) 2" x 3" non-routed vinyl bottom rail with aluminum insert, (1) 4" Bottom support block, (4) Rail brackets						
Non-routed rail sections can be used with third-party cable rail systems.						

TUSCANY VINYL RAILING

STRAIGHT SECTION INCLUDES

- (2) 2" x 3" vinyl rails with aluminum inserts
- (1) 4" bottom support block
- 3/4" round black balusters—See chart below
- (4) Rail brackets

STAIR SECTION INCLUDES

- (2) 2" x 3" vinyl rails with aluminum inserts
- 3/4" round black balusters—See chart below
- (4) Rail brackets—accommodates angles 23°–38°



For White or Bronze replacement balusters, please refer to page 15.

TUSCANY 36" H	WHITE	TAN	CLAY	LEAD-IN	BALUSTER SPACING	NUMBER OF BALUSTERS		PALLET QUANTITY	CARTON WEIGHT	CARTON DIMENSIONS
						REGULAR	LOCKING			
4' STRAIGHT	W36-4TRK-H \$178	T36-4TRK-H \$188	C36-4TRK-H \$198	3.500"	3.722"	10	0	20	13	
6' STRAIGHT	W36-6TRK-H \$230	T36-6TRK-H \$242	C36-6TRK-H \$253	3.500"	3.722"	16	0	20	18	
8' STRAIGHT	W36-8TRK-H \$288	T36-8TRK-H \$303	C36-8TRK-H \$327	3.500"	3.722"	22	0	20	23	
10' STRAIGHT	W36-10TRK-H \$338	T36-10TRK-H \$361	C36-10TRK-H \$369	3.500"	3.399"	28	0	20	29	
6' STAIR	W36-6TSRK-H \$245	T36-6TSRK-H \$252	C36-6TSRK-H \$262	4.350"	NA	13	0	20	17	
8' STAIR	W36-8TSRK-H \$303	T36-8TSRK-H \$313	C36-8TSRK-H \$325	4.100"	NA	18	0	20	22	

TUSCANY 42" H	WHITE	TAN	CLAY	LEAD-IN	BALUSTER SPACING	NUMBER OF BALUSTERS		PALLET QUANTITY	CARTON WEIGHT	CARTON DIMENSIONS
						REGULAR	LOCKING			
6' STRAIGHT	W42-6TRK-H \$250	T42-6TRK-H \$265	C42-6TRK-H \$275	3.500"	3.722"	16	0	20	20	
8' STRAIGHT	W42-8TRK-H \$308	T42-8TRK-H \$323	C42-8TRK-H \$333	3.500"	3.722"	22	0	20	26	

BALUSTER BASKET	BLACK	WHITE	BRONZE	DIAMETER	LENGTH	CARTON QUANTITY	CARTON WEIGHT	CARTON DIMENSIONS
USED WITH 3/4" ROUND BALUSTERS	790089 \$28	800089 \$28	810089 \$28	3/4" ROUND	NA	1	1	9" x 5" x 4"

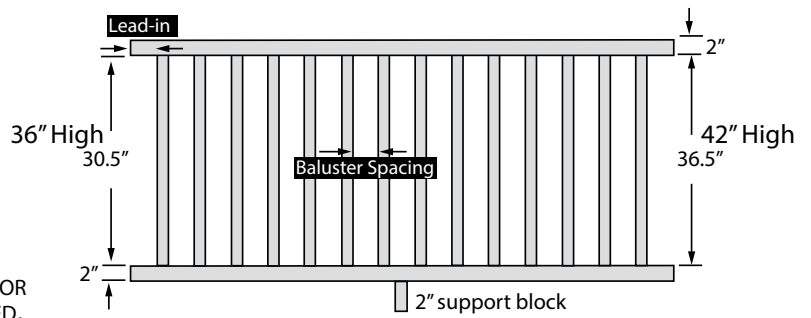
NON-ROUTED RAIL SECTION	WHITE	TAN	CLAY	PALLET QUANTITY	CARTON WEIGHT	CARTON DIMENSIONS
10' STRAIGHT	W-10TUSK \$210	T-10TUSK \$220	C-10TUSK \$225	60	23	128" x 4" x 4"
	INCLUDES: (2) 2" x 3" Non-routed vinyl rails with aluminum inserts, (1) 4" Bottom support block, (4) Rail brackets Non-routed rail sections can be used with third-party cable rail systems.					

VINYL DRINK RAIL

KEY WEST — Vinyl Balusters

STRAIGHT SECTION INCLUDES

- (2) 2" x 3" rails with aluminum inserts
- (1) Bottom support block
- 1½" x 1½" balusters—See chart below
- (4) Rail brackets and straps



KEY WEST IS DESIGNED FOR USE WITH A DECK BOARD AS A TOP RAIL FOR A COORDINATED LOOK WITH A DECK. DECK BOARDS ARE NOT INCLUDED.

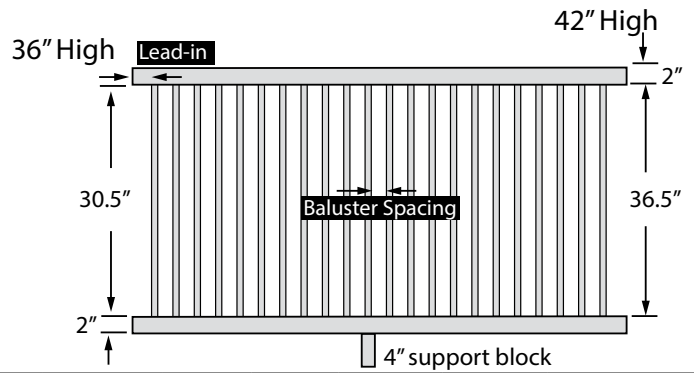
KEY WEST 36" H	WHITE	TAN	NEW COMING SUMMER OF 2022 CLAY	LEAD-IN	BALUSTER SPACING	NUMBER OF BALUSTERS		PALLET QUANTITY	CARTON WEIGHT	CARTON DIMENSIONS
						REGULAR	LOCKING			
6' STRAIGHT	W36-6KW-2H \$210	T36-6KW-2H \$230	C36-6KW-2H \$240	3.500"	3.373"	13	1	20	22	74" x 9" x 5"
8' STRAIGHT	W36-8KW-2H \$268	T36-8KW-2H \$288	C36-8KW-2H \$298	3.519"	3.350"	18	1	20	31	98" x 9" x 5"
10' STRAIGHT	W36-10KW-2H \$331	T36-10KW-2H \$351	C36-10KW-2H \$361	3.500"	3.337"	21	3	20	40	121" x 9" x 5"

KEY WEST 42" H	WHITE	TAN	NEW COMING SUMMER OF 2022 CLAY	LEAD-IN	BALUSTER SPACING	NUMBER OF BALUSTERS		PALLET QUANTITY	CARTON WEIGHT	CARTON DIMENSIONS
						REGULAR	LOCKING			
6' STRAIGHT	W42-6KW-2H \$221	T42-6KW-2H \$241	C42-6KW-2H \$251	3.500"	3.373"	13	1	20	23	74" x 9" x 5"
8' STRAIGHT	W42-8KW-2H \$278	T42-8KW-2H \$298	C42-8KW-2H \$308	3.519"	3.350"	18	1	20	32	98" x 9" x 5"
10' STRAIGHT	W42-10KW-2H \$336	T42-10KW-2H \$356	C42-10KW-2H \$366	3.500"	3.337"	21	3	20	41	121" x 9" x 5"

FLORENCE — Aluminum Balusters

STRAIGHT SECTION INCLUDES

- (2) 2" x 3" rails with aluminum inserts
- (1) Bottom support block
- ¾" Round black balusters—See chart below
- (4) Rail brackets and straps



FLORENCE IS DESIGNED FOR USE WITH A DECK BOARD AS A TOP RAIL FOR A COORDINATED LOOK WITH A DECK. DECK BOARDS ARE NOT INCLUDED.

FLORENCE 36" H	WHITE	TAN	NEW COMING SUMMER OF 2022 CLAY	LEAD-IN	BALUSTER SPACING	NUMBER OF BALUSTERS		PALLET QUANTITY	CARTON WEIGHT	CARTON DIMENSIONS
						REGULAR	LOCKING			
6' STRAIGHT	W36-6FRK-H \$236	T36-6FRK-H \$256	C36-6FRK-H \$266	3.500"	3.722"	16	0	20	21	74" x 9" x 5"
8' STRAIGHT	W36-8FRK-H \$299	T36-8FRK-H \$319	C36-8FRK-H \$329	3.500"	3.722"	22	0	20	30	98" x 9" x 5"
10' STRAIGHT	W36-10FRK-H \$362	T36-10FRK-H \$382	C36-10FRK-H \$392	3.500"	3.399"	28	0	20	38	121" x 9" x 5"

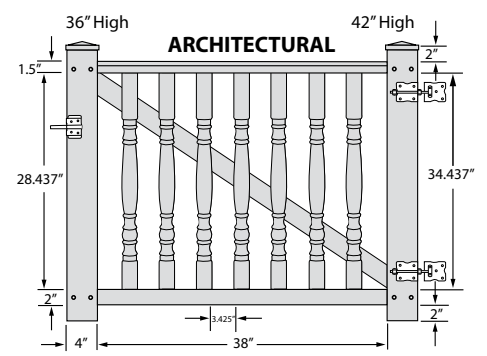
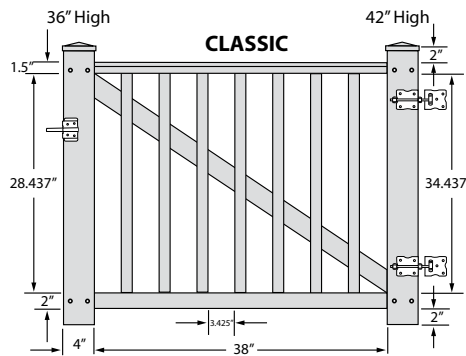
FLORENCE 42" H	WHITE	TAN	NEW COMING SUMMER OF 2022 CLAY	LEAD-IN	BALUSTER SPACING	NUMBER OF BALUSTERS		PALLET QUANTITY	CARTON WEIGHT	CARTON DIMENSIONS
						REGULAR	LOCKING			
6' STRAIGHT	W42-6FRK-H \$247	T42-6FRK-H \$267	C42-6FRK-H \$277	3.500"	3.722"	16	0	20	24	80" x 9" x 5"
8' STRAIGHT	W42-8FRK-H \$305	T42-8FRK-H \$325	C42-8FRK-H \$335	3.500"	3.722"	22	0	20	33	98" x 9" x 5"
10' STRAIGHT	W42-10FRK-H \$378	T42-10FRK-H \$398	C42-10FRK-H \$408	3.500"	3.399"	28	0	20	40	121" x 9" x 5"

PORCH & DECK GATES—VINYL

CLASSIC & ARCHITECTURAL GATES

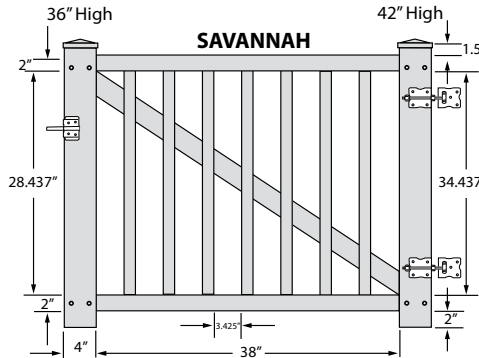
INCLUDE

- (1) 1½" x 3" vinyl top rail
- (1) 2" x 3" vinyl bottom rail
- (1) 7/8" x 3" vinyl cross brace
- (2) 4" x 4" routed vinyl posts with (2) flat caps
- (7) 1½" x 1½" vinyl balusters
- (2) Powder coated stainless steel self-closing hinges that open to 180°
- (1) Powder coated stainless steel latch assembly
- (1) Hardware pack
- Installation instructions



SAVANNAH GATE INCLUDES

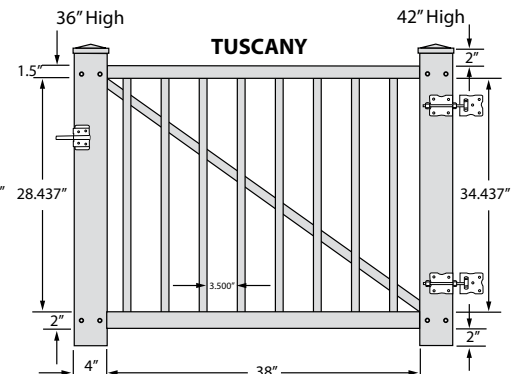
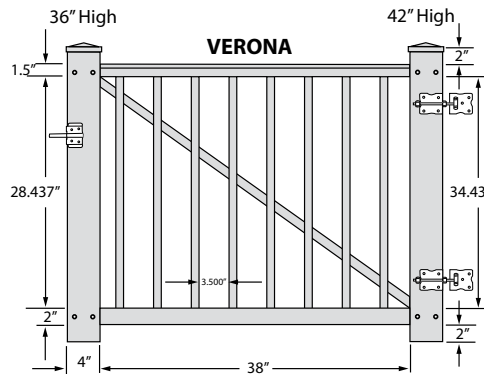
- (2) 2" x 3" vinyl rails
- (1) 7/8" x 3" vinyl cross brace
- (2) 4" x 4" routed vinyl posts with (2) flat caps
- (7) 1½" x 1½" vinyl balusters
- (2) Powder coated stainless steel self-closing hinges that open to 180°
- (1) Powder coated stainless steel latch assembly
- (1) Hardware pack
- Installation instructions



VERONA OR TUSCANY GATES

INCLUDE


- (2) 2" x 3" vinyl rails (TUSCANY)
- (1) 1½" x 3" vinyl top rail (VERONA)
- (1) 2" x 3" bottom rail (VERONA)
- (1) 1½" x 58½" aluminum cross brace
- (2) 4" x 4" routed vinyl posts with (2) flat caps
- (8) ¾" round black balusters
- (2) Powder coated stainless steel self-closing hinges that open to 180°
- (1) Powder coated stainless steel latch assembly
- (1) Hardware pack
- Installation instructions



GATE	36" H x 46" W			CARTON WEIGHT	CARTON DIMENSIONS	GATE	42" H x 46" W			CARTON WEIGHT	CARTON DIMENSIONS
	WHITE	TAN	CLAY				WHITE	TAN	CLAY		
CLASSIC	WG36-4CR \$420	TG36-4CR \$441	CG36-4CR \$441	33	98" x 9" x 5"	CLASSIC	WG42-4CR \$431	TG42-4CR \$452	CG42-4CR \$452	36	98" x 9" x 5"
ARCHITECTURAL	WG36-4AR \$431	TG36-4AR \$457	CG36-4AR \$457	34	98" x 9" x 5"	ARCHITECTURAL	WG42-4AR \$452	TG42-4AR \$467	CG42-4AR \$467	36	98" x 9" x 5"
SAVANNAH	WG36-4SR \$420	TG36-4SR \$441	CG36-4SR \$441	33	98" x 9" x 5"	SAVANNAH	WG42-4SR \$431	TG42-4SR \$452	CG42-4SR \$452	36	98" x 9" x 5"
TUSCANY	WG36-4TR \$431	TG36-4TR \$441	CG36-4TR \$441	20	74" x 9" x 5"	TUSCANY	WG42-4TR \$452	TG42-4TR \$452	CG42-4TR \$462	22	74" x 9" x 5"
VERONA	WG36-4VR \$431	TG36-4VR \$441	CG36-4VR \$441	20	74" x 9" x 5"	VERONA	WG42-4VR \$452	TG42-4VR \$452	CG42-4VR \$462	22	74" x 9" x 5"


- Gates fit a 48" rough opening including hinge and latch spacing
- Must be hung from a wood filled post or our Patriot Steel Post Mount
- Gates can be cut down in length to accommodate smaller openings

POST SLEEVES—VINYL

 2" x 4" x 120"	POST SIZE	WHITE	TAN	CLAY	CARTON QUANTITY	CARTON WEIGHT	CARTONS PER PALLET	CARTON DIMENSIONS
	4" x 4" x 38 ⁵ / ₈ "	W44-38BP \$26	NA	NA	12	47	6	41" x 17" x 13"
			T44-38BP \$32	C44-38BP \$33	4	16	16	40" x 9" x 9"
	4" x 4" x 44 ⁵ / ₈ "	W44-44BP \$28	NA	NA	8	38	8	46" x 17" x 9"
		NA	T44-44BP \$37	C44-44BP \$38	4	20	16	46" x 9" x 9"
	4" x 4" x 50"	W44-50BP \$44	T44-50BP \$55	C44-50BP \$56	1	6	50	53" x 5" x 5"
	4" x 4" x 96"	W44-96BP \$57	T44-96BP \$66	C44-96BP \$68	1	11	50	98" x 5" x 5"
	4" x 4" x 108"	W44-108BP \$63	T44-108BP \$72	C44-108BP \$74	1	13	50	110" x 5" x 5"
	4" x 4" x 120"	W44-120BP \$70	T44-120BP \$80	C44-120BP \$82	1	12	50	123" x 5" x 5"
	5" x 5" x 108"	W55-108BP \$100	T55-108BP \$125	C55-108BP \$130	1	17	28	110" x 6" x 6"
	6" x 6" x 38"	W66-38BP \$45	NA	NA	1	7	6	46" x 13" x 13"
	6" x 6" x 44"	W66-44BP \$48	NA	NA	4	28	9	46" x 13" x 13"
		NA	T66-44BP \$58	C66-44BP \$60	1	8	36	46" x 7" x 7"
6" x 6" x 120"	W66-120BP \$105	T66-120BP \$132	C66-120BP \$135	1	18	35	122" x 7" x 7"	
2" x 4" x 120"	W24-120BR \$35	T24-120BR \$39	C24-120BR \$41	5	30	20	122" x 9" x 5"	

PALLET PRICING—WHITE SLEEVES ONLY

	W44-38BP-P \$1,630	W44-44BP-P \$1,630	W44-96BP-P \$2,730	W44-108BP-P \$3,050	W44-120BP-P \$3,415	W66-44BP-P \$1,600	W66-120BP-P \$3,415
CARTON QTY	12	8	1	1	1	4	1
CARTONS PER PALLET	6	8	50	50	50	9	35
PALLET QUANTITY	72	64	50	50	50	36	35

 2-PIECE	POST COLLARS	WHITE	TAN	CLAY	CARTON QUANTITY	CARTON WEIGHT	CARTON DIMENSIONS
	4" x 4"	W44-PC-2 \$9.50	T44-PC-2 \$11	C44-PC-2 \$12	30	6	14" x 12" x 9"
	5" x 5"	W55-PC-2 \$14	T55-PC-2 \$18	C55-PC-2 \$19	40	8	14" x 12" x 13"
	6" x 6"	W66-2PC \$15	T66-2PC \$20	C66-2PC \$22	20	6	14" x 12" x 8"

POST COLLAR SPECIFICATIONS	4" x 4"	5" x 5"	6" x 6"
HEIGHT	1"	1"	1"
OUTSIDE (OVERALL)	5.687"	6.687"	7.687"

POST WRAP • COLLARS

\$30 CARTON CHARGE WILL BE ADDED WHEN LESS THAN CARTON QUANTITIES ARE ORDERED FOR COLORS. WHITE & POLAR WHITE MUST BE PURCHASED IN FULL CARTON QUANTITIES.


FLUTED	WHITE	POLAR WHITE	TAN	CLAY	KITS PER CARTON	CARTON WEIGHT	CARTONS PER PALLET	CARTON DIMENSIONS
4" x 4" x 8.5'	WPW-4485 \$90	PWPW-4485 \$91	NA	NA	5	47	20	107" x 9" x 6"
4" x 4" x 10'	WPW-4410 \$103	PWPW-4410 \$105	TPW-4410 \$132	CPW-4410 \$132	5	58	20	125" x 9" x 6"
6" x 6" x 8.5'	WPW-6685 \$108	PWPW-6685 \$111	NA	NA	4	49	20	107" x 9" x 6"
6" x 6" x 10'	WPW-6610 \$126	PWPW-6610 \$128	TPW-6610 \$155	CPW-6610 \$155	4	60	20	125" x 9" x 6"
7" x 7" x 10'	WPW-7710 \$190	NA	NA	NA	3	71	20	125" x 13" x 5"
8" x 8" x 8.5'	WPW-8885 \$162	NA	NA	NA	3	60	20	125" x 13" x 5"
8" x 8" x 10'	WPW-8810 \$195	PWPW-8810 \$200	NA	NA	3	71	20	125" x 13" x 5"



SMOOTH	WHITE	POLAR WHITE	TAN	CLAY	KITS PER CARTON	CARTON WEIGHT	CARTONS PER PALLET	CARTON DIMENSIONS
4" x 4" x 8.5'	WSPW-4485 \$90	PWSPW-4485 \$91	NA	NA	5	47	20	107" x 9" x 6"
4" x 4" x 10'	WSPW-4410 \$103	PWSPW-4410 \$105	TSPW-4410 \$132	CSPW-4410 \$132	5	58	20	125" x 9" x 6"
6" x 6" x 8.5'	WSPW-6685 \$108	PWSPW-6685 \$111	NA	NA	4	49	20	107" x 9" x 6"
6" x 6" x 10'	WSPW-6610 \$126	PWSPW-6610 \$128	TSPW-6610 \$155	CSPW-6610 \$155	4	60	20	125" x 9" x 6"















POST WRAP SPECIFICATIONS	SIZE (POST WRAP)	MINIMUM ID	MAXIMUM ID	MINIMUM OD	MAXIMUM OD
	4" x 4"	3.500"	3.750"	4"	4.250"
	6" x 6"	5.500"	5.750"	6"	6.250"
	8" x 8"	8.500"	8.937"	9"	9.500"
	7" x 7"	7.125"	7.750"	7.750"	8.125"

POST COLLARS USED WITH 4x4, 6x6 POST WRAP	WHITE	POLAR WHITE	TAN	CLAY	CARTON QUANTITY	CARTON WEIGHT	CARTON DIMENSIONS
	 4-PIECE	ADJUSTABLE SNAP-TOGETHER W46-APC \$18	PW46-APC \$20	T46-APC \$22	C46-APC \$22	30	12





POST COLLAR SPECIFICATIONS	HEIGHT	MAXIMUM OD	MAXIMUM ID
ADJUSTABLE SNAP-TOGETHER	1.250"	8.875"	6.250"

RAIL BRACKETS—VINYL

RAIL BRACKET KITS		WHITE	TAN	CLAY	CARTON QUANTITY	CARTON WEIGHT	CARTON DIMENSIONS
	STRAIGHT RAIL CLASSIC•ARCHITECTURAL VERONA	W-ERBK-H4 \$38	T-ERBK-H4 \$44	C-ERBK-H4 \$46	20	20	14" x 12" x 13"
	STRAIGHT RAIL SAVANNAH•TUSCANY BISCAYNE	W230-ERBK-H4 \$43	T230-ERBK-H4 \$46	C230-ERBK-H4 \$48	15	13	14" x 12" x 13"
	STAIR RAIL CLASSIC•ARCHITECTURAL VERONA	W-ESRBK-H \$43	T-ESRBK-H \$51	C-ESRBK-H \$55	10	10	14" x 12" x 9"
	STAIR RAIL SAVANNAH TUSCANY	W230-ESRBK-H4 \$54	T230-ESRBK-H4 \$58	C230-ESRBK-H4 \$60	10	12	14" x 12" x 13"
 FITS 10" - 12" COLUMNS	COLUMN ADAPTOR STRAIGHT RAIL	W-CAH \$27	T-CAH \$33	C-CAH \$35	45	16	14" x 12" x 13"
 FITS 10" - 12" COLUMNS	COLUMN ADAPTOR STAIR RAIL	W-CASH \$42	T-CASH \$44	C-CASH \$46	45	21	14" x 12" x 13"
	45° ADAPTOR STRAIGHT RAIL	W-45K-H \$29	T-45K-H \$35	C-45K-H \$37	15	10	14" x 12" x 13"
	45° ADAPTOR STAIR RAIL	W-45KS-H \$39	T-45KS-H \$42	C-45KS-H \$44	15	14	14" x 12" x 13"
	22.5° ADAPTOR STRAIGHT RAIL	W-225K-H \$29	T-225K-H \$35	C-225K-H \$37	35	16	14" x 12" x 13"
	22.5° ADAPTOR STAIR RAIL	W-225KS-H \$39	T-225KS-H \$42	C-225KS-H \$44	20	11	14" x 12" x 9"
 TOP AND BOTTOM BRACKETS & STRAPS	DRINK RAIL STRAIGHT RAIL KEY WEST•FLORENCE	W-DRBK \$60	T-DRBK \$70	C-DRBK \$75	1	2	12" x 7" x 5"
 TOP BRACKETS ONLY & STRAPS	DRINK RAIL STRAIGHT RAIL SAVANNAH•TUSCANY	W-DRBK-C \$40	T-DRBK-C \$50	C-DRBK-C \$55	1	1	12" x 7" x 5"



CAPS & COLLARS—VINYL


POST CAPS		WHITE	TAN	CLAY	CARTON QUANTITY	CARTON WEIGHT	CARTON DIMENSIONS
 FLAT	4" x 4"	W44-FC \$4	T44-FC \$5	C44-FC \$5.50	50	8	14" x 12" x 9"
	5" x 5"	W55-FC \$8.50	T55-FC \$11	C55-FC \$12	65	14	14" x 12" x 13"
	6" x 6"	W66-FC \$9.50	T66-FC \$13	C66-FC \$14	20	6	13" x 12" x 8"
 NEW ENGLAND	4" x 4"	W44-NEC \$11	T44-NEC \$12	C44-NEC \$14	25	11	14" x 12" x 13"
	5" x 5"	W55-NEC \$16	T55-NEC \$17	C55-NEC \$18	10	7	14" x 12" x 9"
	6" x 6"	W66-NEC \$21	T66-NEC \$25	C66-NEC \$26	12	9	13" x 12" x 13"
 GOTHIC	4" x 4"	W44-GC \$23	NA	NA	10	8	14" x 12" x 13"
 DOME	4" x 4"	W44-DC \$23	NA	NA	10	4	14" x 12" x 13"


POST COLLARS		WHITE	TAN	CLAY	CARTON QUANTITY	CARTON WEIGHT	CARTON DIMENSIONS
 2-PIECE	4" x 4"	W44-PC-2 \$9.50	T44-PC-2 \$11	C44-PC-2 \$12	30	6	14" x 12" x 9"
	5" x 5"	W55-PC-2 \$14	T55-PC-2 \$18	C55-PC-2 \$19	40	8	14" x 12" x 13"
	6" x 6"	W66-2PC \$15	T66-2PC \$20	C66-2PC \$22	20	6	14" x 12" x 8"

POST COLLAR SPECIFICATIONS	4" x 4"	5" x 5"	6" x 6"
HEIGHT	1"	1"	1"
OUTSIDE (OVERALL)	5.687"	6.687"	7.687"


DESIGNER CAPS • DESIGNER COLLARS

CAPS AND COLLARS ARE POWDER-COATED FOR A LONG-LASTING TEXTURED METALLIC FINISH

NEPTUNE CAP	DESCRIPTION	ITEM NUMBER	CARTON QUANTITY	CARTON WEIGHT	CARTON DIMENSIONS
	ANTIQUE BROWN 4" x 4"	AB44-NEP \$23	8	7	26" x 13" x 9"
	ANTIQUE COPPER 4" x 4"	AC44-NEP \$23	8	7	26" x 13" x 9"
	ANTIQUE GOLD 4" x 4"	AU44-NEP \$23	8	7	26" x 13" x 9"
	ANTIQUE GRAY 4" x 4"	AG44-NEP \$23	8	7	26" x 13" x 9"
	HAMMERTONE BLACK 4" x 4"	HB44-NEP \$23	8	7	26" x 13" x 9"
	PATINA 4" x 4"	PT44-NEP \$23	8	7	26" x 13" x 9"
	HAMMERTONE BLACK 6" x 6"	HB66-NEP \$34	6	8	32" x 10" x 10"



NEPTUNE COLLAR	DESCRIPTION	ITEM NUMBER	CARTON QUANTITY	CARTON WEIGHT	CARTON DIMENSIONS
	ANTIQUE BROWN 4" x 4"	AB44-PC \$14	6	3	6" x 6" x 6"
	ANTIQUE COPPER 4" x 4"	AC44-PC \$14	6	3	6" x 6" x 6"
	ANTIQUE GOLD 4" x 4"	AU44-PC \$14	6	3	6" x 6" x 6"
	ANTIQUE GRAY 4" x 4"	AG44-PC \$14	6	3	6" x 6" x 6"
	HAMMERTONE BLACK 4" x 4"	HB44-PC \$14	6	3	6" x 6" x 6"
	PATINA 4" x 4"	PT44-PC \$14	6	3	6" x 6" x 6"
	HAMMERTONE BLACK 6" x 6"	HB66-PC \$22	6	3	28" x 11" x 10"


POST COLLAR SPECIFICATIONS	4" x 4"	6" x 6"
HEIGHT	1.500"	1.500"
OUTSIDE (OVERALL)	5.812"	7.062"

HAVEN CAP FOR WOOD POSTS	DESCRIPTION	ITEM NUMBER	CARTON QUANTITY	CARTON WEIGHT	CARTON DIMENSIONS
	ANTIQUE BROWN 3 ⁵ / ₈ " x 3 ⁵ / ₈ "	AB358-HAV \$23	8	7	26" x 13" x 9"
	ANTIQUE COPPER 3 ⁵ / ₈ " x 3 ⁵ / ₈ "	AC358-HAV \$23	8	7	26" x 13" x 9"
	ANTIQUE GOLD 3 ⁵ / ₈ " x 3 ⁵ / ₈ "	AU358-HAV \$23	8	7	26" x 13" x 9"
	HAMMERTONE BLACK 3 ⁵ / ₈ " x 3 ⁵ / ₈ "	HB358-HAV \$23	8	7	26" x 13" x 9"
	HAMMERTONE BLACK 5 ⁵ / ₈ " x 5 ⁵ / ₈ "	HB558-HAV \$34	6	8	32" x 10" x 10"


SOLAR LIGHTING • WOOD RAILING ACCESSORIES


LIMITED 5-YEAR WARRANTY ON FIXTURE. BATTERY INCLUDED, BUT NOT UNDER WARRANTY.

LIGHTING STYLE		WHITE	TAN	CLAY	BLACK	ANTIQU GOLD	CARTON QUANTITY	CARTON WEIGHT	CARTON DIMENSIONS
 3 LUMENS	NEPTUNE 3" x 3"	3" x 3" CAP IS USED WITH ALUMINUM POSTS. AVAILABLE IN BLACK ONLY.			BL33-NEP-S \$75	NA	1	1	9" x 5" x 4"
	NEPTUNE 4" x 4"	CGW-1481S \$68	CGT-1481S \$71	CGC-1481S \$71	CGHB-1481S \$71	CGAU-1481S \$71	8	7	26" x 13" x 9"
	NEPTUNE 6" x 6"	W66-NEP-S \$83	NA	NA	HB66-NEP-S \$83	NA	6	8	32" x 10" x 10"
 6 LUMENS	APOLLO 3" x 3" DOWNWARD LIGHT	3" x 3" CAP IS USED WITH ALUMINUM POSTS AVAILABLE IN BLACK ONLY.			BL-33APOLLO \$75	NA	1	1	9" x 5" x 4"
	APOLLO 4" x 4" DOWNWARD LIGHT	WS-44APOLLO \$66	NA	NA	HBS-44APOLLO \$71	NA	8	7	26" x 13" x 9"

NEPTUNE FOR WOOD POST		HAMMERTONE BLACK	ANTIQU GOLD	CARTON QUANTITY	CARTON WEIGHT	CARTON DIMENSIONS
 3 LUMENS	NEPTUNE 3 ⁵ / ₈ " x 3 ⁵ / ₈ "	HB358-NEP \$66	AU358-NEP \$66	8	9	26" x 13" x 9"
	NEPTUNE 5 ⁵ / ₈ " x 5 ⁵ / ₈ "	HB558-NEP \$79	NA	6	8	32" x 10" x 10"












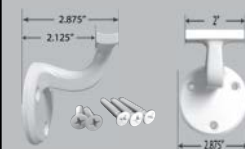
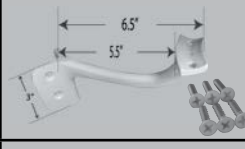

TEN-PACKS OF 3/4" ROUND BALUSTERS

 ALUMINUM BALUSTER ROUND 3/4"	BLACK	WHITE	BRONZE	DIAMETER	LENGTH	CARTON QUANTITY	CARTON WEIGHT	CARTON DIMENSIONS
	BL-26-10PK \$48	WH-26-10PK \$48	BZ-26-10PK \$48	3/4" ROUND	26"	10	4	28" x 5" x 2"
	BL-32-10PK \$58	WH-32-10PK \$58	BZ-32-10PK \$58	3/4" ROUND	36"	10	5	34" x 5" x 2"
	BL-38-10PK \$65	WH-38-10PK \$65	BZ-38-10PK \$65	3/4" ROUND	38"	10	5	40" x 5" x 2"

ROUND BALUSTER PLUGS	DESCRIPTION	ITEM NUMBER	CARTON QUANTITY	CARTON WEIGHT	CARTON DIMENSIONS
	STRAIGHT BALUSTER PLUGS (20/PACK)	CGTN-PLUG \$24	20	7	13" x 9" x 7"
	STAIR BALUSTER PLUGS (20/PACK)	CGTN-STAIRPLUG \$28	20	8	13" x 9" x 7"

SECONDARY HANDRAIL—ALUMINUM

ALL SECONDARY HANDRAIL PARTS ARE POWDER-COATED.

SECONDARY HANDRAIL		WHITE	BLACK	BRONZE	CARTON QUANTITY	CARTON WEIGHT	CARTON DIMENSIONS
	HAND RAIL 1½" x 8'-8"	WH-88ASHR \$88	BL-88ASHR \$88	BZ-88ASHR \$88	1	7	105" x 3" x 3"
	HAND RAIL 1½" x 10'	WH-10ASHR \$100	BL-10ASHR \$100	BZ-10ASHR \$100	1	9	123" x 3" x 3"
   	5° ELBOW	WH-EB5 \$70	BL-EB5 \$70	BZ-EB5 \$70	1	1	30" x 10" x 3"
	32° ELBOW	WH-EB32 \$70	BL-EB32 \$70	BZ-EB32 \$70	1	1	30" x 10" x 3"
	36° ELBOW	WH-EB36 \$70	BL-EB36 \$70	BZ-EB36 \$70	1	1	30" x 10" x 3"
	40° ELBOW	WH-EB40 \$70	BL-EB40 \$70	BZ-EB40 \$70	1	1	30" x 10" x 3"
	90° INSIDE ELBOW	WH-EB90 \$75	BL-EB90 \$75	BZ-EB90 \$75	1	1	30" x 10" x 3"
	P-LOOP RETURN	WH-PLOOP \$100	BL-PLOOP \$100	BZ-PLOOP \$100	1	1	30" x 10" x 3"
	8" STRAIGHT CONNECTOR (NO COLOR)	SHR-8AC \$23	NA	NA	1	1	9" x 5" x 4"
	90° OUTSIDE ELBOW	WSHR-EBO \$68	BSHR-EBO \$68	BZSHR-EBO \$68	1	1	9" x 5" x 4"
	END CAP	WH-EC \$13	BL-EC \$13	BZ-EC \$13	1	1	9" x 5" x 4"
	WALL BRACKET	WSHR-WB \$61	BSHR-WB \$61	BZSHR-WB \$61	1	1	9" x 5" x 4"
	IN-LINE BRACKET	WSHR-IB \$43	BSHR-IB \$43	BZSHR-IB \$43	1	1	9" x 5" x 4"
	CORNER BRACKET	WSHR-CB \$71	BSHR-CB \$71	BZSHR-CB \$71	1	1	9" x 5" x 4"
	RETURN BRACKET	WSHR-ELR \$54	BSHR-ELR \$54	BZSHR-ELR \$54	1	1	9" x 5" x 4"

THE PATRIOT POST MOUNT

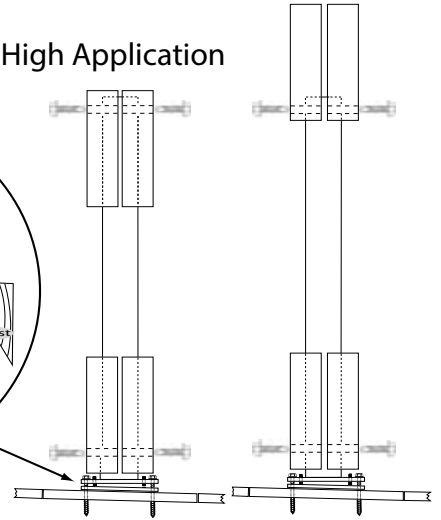
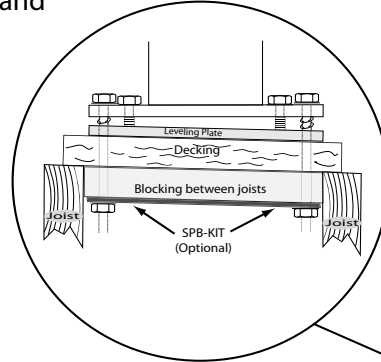
POST MOUNT INCLUDES

- (1) 37" H post mount
- (4) Fillers with screws
- (1) Leveling plate with (4) leveling bolts
- Installation instructions



42" High Application

36" High Application



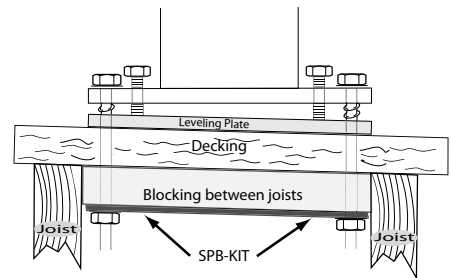
- The **SPB-44BPL** is universal with 36" H and 42" H railing and is rated for 500 lbs. of pressure.
- The **Heavy-Duty** leveling post mount is rated for 1000 lbs. of pressure.
- Maximum angle is 11°.
- Testing available at colorguardrailing.com (located under the RESOURCES tab on the website)
- **SURFACE MOUNTING FASTENERS NOT INCLUDED.**

SPB-KIT INCLUDES

- (1) Steel plate
- (4) Bolts
- (4) Hex nuts
- (4) Washers
- Installation instructions



- **SPB-KIT is used under the decking.**
- **Must be able to get under the deck to use this method.**



SPB-66KIT INCLUDES

- (4) Fillers
- (4) Screws
- Installation Instructions



- **SPB-66KIT attaches around the fillers of the SPB-44BPL**

LEVELING POST MOUNT	ITEM NUMBER	CARTON QUANTITY	PALLET QUANTITY	CARTON WEIGHT	CARTON DIMENSIONS
4" x 4" x 37"	SPB-44BPL \$72	1	54	14	39" x 5" x 5"
5" x 5" x 37"	SPB-55BPL \$90	1	35	18	44" x 6" x 6"
6" x 6" FILLER KIT	SPB-66KIT \$32	1	NA	9	12" x 7" x 7"
UNDER DECK ANCHORING PLATE	SPB-KIT \$17	10	NA	10	13" x 10" x 5"
4" x 4" x 37" HEAVY DUTY WITHSTANDS 1000# OF PRESSURE	SPB-44BPLHD \$191	1	42	22	39" x 5" x 5"

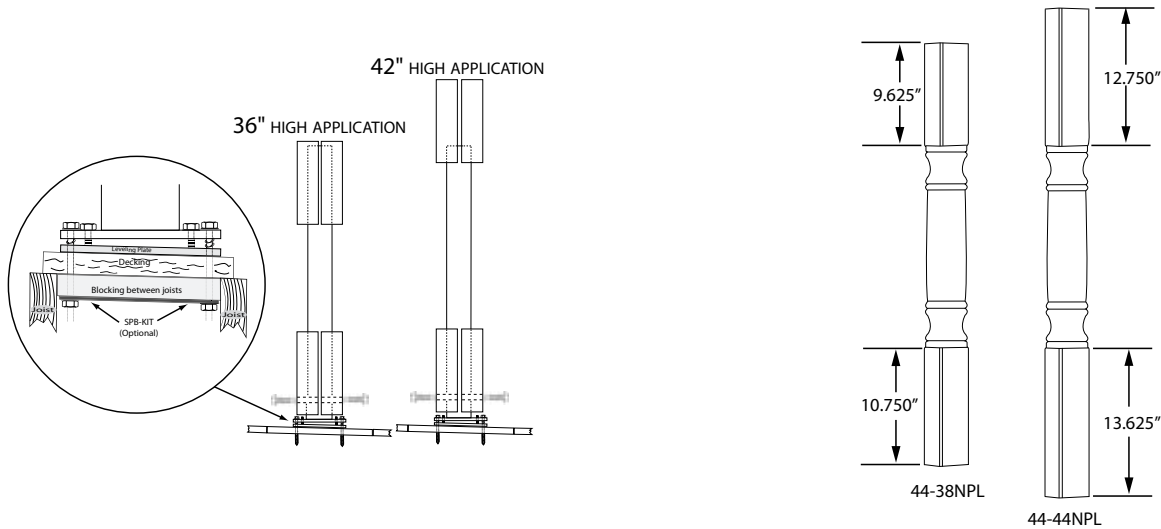
NEWEL POSTS • COLLARS

NEWEL POST INCLUDES

- (1) Leveling post
- (1) Leveling plate
- (1) Vinyl newel post
- (4) Fillers
- (1) Hardware pack
- Installation instructions

POST SIZE	WHITE	TAN	CLAY	CARTON WEIGHT	PALLET QUANTITY	CARTON DIMENSIONS
4" x 4" x 38 ⁵ / ₈ "	W44-38NPL \$129	T44-38NPL \$145	C44-38NPL \$150	14	54	41" x 5" x 5"
4" x 4" x 44 ⁵ / ₈ "	W44-44NPL \$141	T44-44NPL \$155	C44-44NPL \$160	16	54	46" x 5" x 5"

- **SURFACE MOUNTING FASTENERS NOT INCLUDED**
- **Withstands over 500 lbs. of pressure**
- **Maximum angle is 11°**
- **Complements Architectural Vinyl Railing (page 4)**



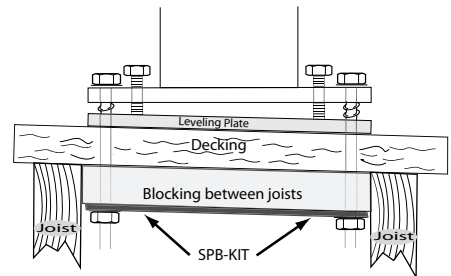
UNDER DECK ANCHORING PLATE	ITEM NUMBER	CARTON QUANTITY	PALLET QUANTITY	CARTON WEIGHT	CARTON DIMENSIONS
	SPB-KIT \$17	10	NA	10	13" x 10" x 5"

SPB-KIT INCLUDES


- (1) Steel plate
- (4) Bolts
- (4) Hex nuts
- (4) Washers
- Installation instructions



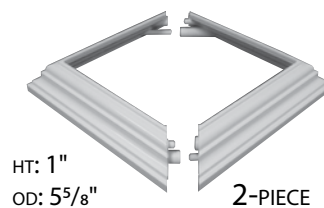
- **SPB-KIT is used under the decking**
- **Must be able to get under the deck to use this method**



POST COLLAR	WHITE	TAN	CLAY	CARTON QUANTITY	CARTON WEIGHT	CARTON DIMENSIONS
4" x 4"	W44-NPC-3 \$13	T44-NPC-3 \$14	C44-NPC-3 \$15	25	5	14" x 12" x 9"



RADIUS SHOWN FOR
NEWEL POST COLLAR




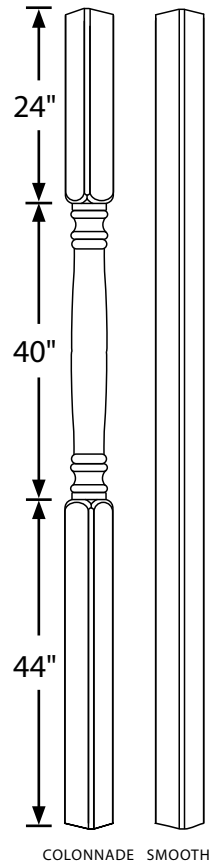
VINYL STRUCTURAL POSTS • COLLARS

STRUCTURAL POST INCLUDES

- (1) 107½" vinyl post
- (1) 107½" aluminum post
- (2) ¼" thick aluminum tie-down plates
- (4) 23" long fillers
- (4) 43" long fillers
- (1) Hardware pack
- Installation instructions

• SURFACE/HEADER MOUNTING FASTENERS NOT INCLUDED


- Designed to carry loads of up to 5,400 lbs.
- Testing data available upon request or at www.colorguardrailing.com (located under the SUPPORT tab on the website)



COLONNADE POST & COLLAR

POST	WHITE	POLAR WHITE	TAN	CLAY	CARTON WEIGHT	PALLET QUANTITY	CARTON DIMENSIONS
5" x 5" x 108" COLONNADE	W55-108CP \$220	PW55-108CP \$226	T55-108CP \$275	C55-108CP \$285	37	24	110" x 6" x 6"

POST COLLAR	WHITE	POLAR WHITE	TAN	CLAY	CARTON QUANTITY	CARTON WEIGHT	CARTON DIMENSIONS
5" x 5" COLONNADE	W55-PC-1 \$14	PW55-PC-1 \$16	T55-PC-1 \$18	C55-PC-1 \$19	25	5	14" x 12" x 9"



RADIUS SHOWN FOR COLONNADE POST
HEIGHT: 1"
OUTSIDE DIMENSION: 6⁵/₈"

SMOOTH POST & COLLAR

POST	WHITE	POLAR WHITE	TAN	CLAY	CARTON WEIGHT	PALLET QUANTITY	CARTON DIMENSIONS
5" x 5" x 108" SMOOTH	W55-108SP \$220	PW55-108SP \$226	T55-108SP \$275	C55-108SP \$285	40	24	110" x 6" x 6"

POST COLLAR	WHITE	POLAR WHITE	TAN	CLAY	CARTON QUANTITY	CARTON WEIGHT	CARTON DIMENSIONS
5" x 5" SMOOTH	W55-PC-2 \$14	PW55-PC-2 \$16	T55-PC-2 \$18	C55-PC-2 \$19	40	8	14" x 12" x 13"

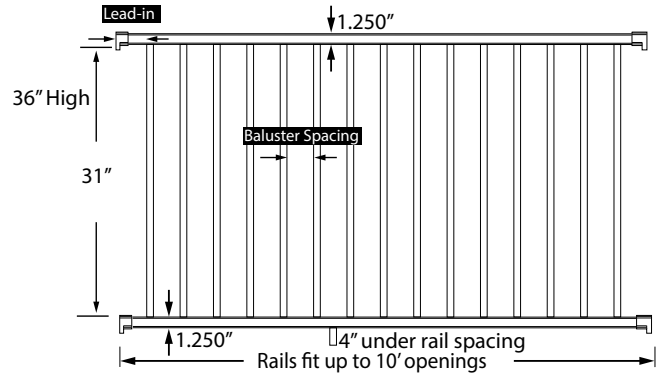


RADIUS SHOWN FOR SMOOTH POST
HEIGHT: 1"
OUTSIDE DIMENSION: 6⁵/₈"

ASPEN ALUMINUM RAILING

STRAIGHT SECTION INCLUDES

- (2) 1 1/4" x 1 1/2" aluminum top and bottom rails
- Vinyl and aluminum inserts
- 3/4" round balusters—See chart below
- (1) Bottom support block
- (4) Rail brackets
- Installation instructions



ASPEN 36" H	BLACK	LEAD-IN	BALUSTER SPACING	NUMBER OF BALUSTERS	CARTON WEIGHT	PALLET QUANTITY	CARTON DIMENSIONS
6' STRAIGHT	BL36-6ASPR \$250	3.415"	3.850"	15	20	40	75" x 5" x 5"
8' STRAIGHT	BL36-8ASPR \$325	3.915"	3.850"	20	26	40	99" x 5" x 5"
10' STRAIGHT	BL36-10ASPR \$350	2.115"	3.850"	26	33	24	124" x 5" x 5"
6' STAIR	BL36-6ASPSR \$290	3.300"	NA	13	21	40	75" x 5" x 5"
8' STAIR	BL36-8ASPSR \$340	3.800"	NA	18	28	40	99" x 5" x 5"

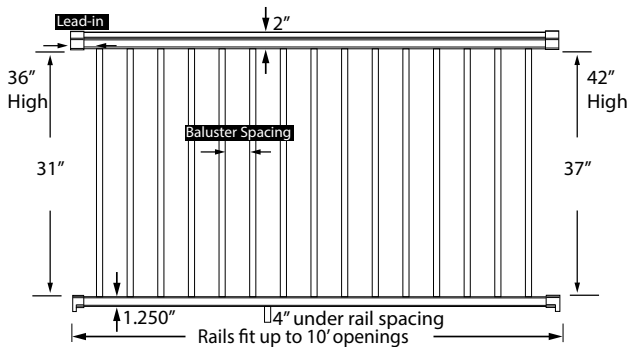
	POSTS WITH CAP & COLLAR	BLACK	CARTON QUANTITY	CARTON WEIGHT	PALLET QUANTITY	CARTON DIMENSIONS
	2" x 2" x 37"	BL22-APB37 \$95	1	7	30	39" x 4" x 4"
	2" x 2" x 43"	BL22-APB43 \$105	1	8	30	45" x 4" x 4"
INCLUDES: (1) Aluminum post with attached plate, (1) Cap, (1) Collar (1-piece) Note: This post will not work with the Lincoln Railing.						

ASPEN RAIL BRACKET KITS		BLACK	CARTON QUANTITY	CARTON WEIGHT	CARTON DIMENSIONS
	STRAIGHT	BL-ASP-STRAIGHT \$35	1	2	9" x 5" x 4"
	ADJUSTABLE STAIR ANGLE RANGE 0°-38° NOW KITTED TOGETHER	BL-ASP-ADJSTAIR \$135	1	3	12" x 7" x 5"
	VARIABLE ANGLE WEDGE (HORIZONTAL) ANGLE RANGE 0°-50° (ONE KIT AS SHOWN WILL DO ONE POST)	BL-ASP-VAW \$120	1	2	9" x 5" x 4"

GRAND PRIX ALUMINUM RAILING

STRAIGHT SECTION INCLUDES

- (1) 2" x 2⁵/₁₆" aluminum top rail
- (1) 1¹/₄" x 1¹/₂" aluminum bottom rail
- Vinyl and aluminum inserts
- 3/4" round balusters—See chart below
- (1) Bottom support block in a 6' section
- (2) Bottom support blocks in an 8' and 10' section
- (4) Rail brackets
- Installation instructions



STAIR SECTION INCLUDES


- (1) 2" x 2⁵/₁₆" aluminum top rail
- (1) 1¹/₄" x 1¹/₂" aluminum bottom rail
- Vinyl and aluminum inserts
- 3/4" round balusters—See chart below
- (4) Rail brackets
- Installation instructions

Grand Prix pairs with all accessories on page 24.

For additional rail bracket kits, please refer to page 27.

GRAND PRIX 36" H	BLACK	WHITE	BRONZE	LEAD-IN	BALUSTER SPACING	NUMBER OF BALUSTERS	CARTON WEIGHT	PALLET QUANTITY	CARTON DIMENSIONS
6' STRAIGHT	BL36-6GPR \$285	WH36-6GPR \$285	BZ36-6GPR \$285	3.415"	3.850"	15	20	40	75" x 5" x 5"
8' STRAIGHT	BL36-8GPR \$365	WH36-8GPR \$365	BZ36-8GPR \$365	3.915"	3.850"	20	26	40	99" x 5" x 5"
10' STRAIGHT	BL36-10GPR \$440	WH36-10GPR \$440	BZ36-10GPR \$440	2.115"	3.850"	26	33	24	124" x 5" x 5"
6' ADJ. STAIR	BL36-6GPSR \$360	WH36-6GPSR \$360	BZ36-6GPSR \$360	3.300"	NA	13	21	40	75" x 5" x 5"
8' ADJ. STAIR	BL36-8GPSR \$435	WH36-8GPSR \$435	BZ36-8GPSR \$435	3.800"	NA	18	28	40	99" x 5" x 5"

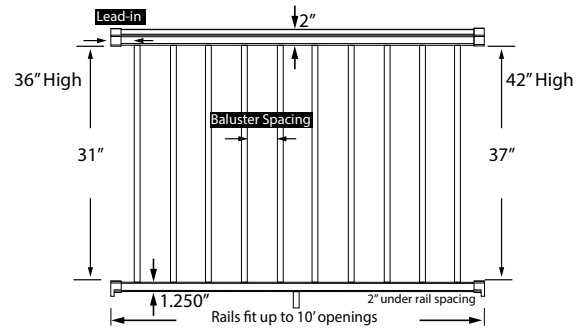
GRAND PRIX 42" H	BLACK	WHITE	BRONZE	LEAD-IN	BALUSTER SPACING	NUMBER OF BALUSTERS	CARTON WEIGHT	PALLET QUANTITY	CARTON DIMENSIONS
6' STRAIGHT	BL42-6GPR \$300	WH42-6GPR \$300	BZ42-6GPR \$300	3.415"	3.850"	15	22	40	80" x 5" x 5"
8' STRAIGHT	BL42-8GPR \$385	WH42-8GPR \$385	BZ42-8GPR \$385	3.915"	3.850"	20	29	40	99" x 5" x 5"
10' STRAIGHT	BL42-10GPR \$505	WH42-10GPR \$505	BZ42-10GPR \$505	2.115"	3.850"	26	37	24	124" x 5" x 5"

BALUSTER BASKET	BLACK	WHITE	BRONZE	DIAMETER	LENGTH	CARTON QUANTITY	CARTON WEIGHT	CARTON DIMENSIONS
 <p>USED WITH 3/4" ROUND BALUSTERS</p>	790089 \$28	800089 \$28	810089 \$28	3/4" ROUND	NA	1	1	9" x 5" x 4"

LINCOLN ALUMINUM—STRAIGHT RAIL


STRAIGHT SECTION INCLUDES


- (1) 2" x 2⁵/₁₆" aluminum top rail
- (1) 1¹/₄" x 1¹/₂" aluminum bottom rail
- Vinyl and aluminum inserts
- 3/4" x 3/4" balusters—See chart below
- (1) Bottom support block in a 4', 5' and 6' section
- (2) Bottom support blocks in a 7', 8' and 10' section
- (4) Rail brackets
- Installation instructions



LINCOLN 36" H	BLACK	WHITE	BRONZE	LEAD-IN	BALUSTER SPACING	NUMBER OF BALUSTERS	CARTON WEIGHT	PALLET QUANTITY	CARTON DIMENSIONS
4' STRAIGHT	BL36-4LR \$200	WH36-4LR \$200	BZ36-4LR \$200	2.915"	3.850"	10	13	40	51" x 5" x 5"
5' STRAIGHT	BL36-5LR \$250	WH36-5LR \$250	BZ36-5LR \$250	2.015"	3.850"	13	17	40	68" x 5" x 5"
6' STRAIGHT	BL36-6LR \$285	WH36-6LR \$285	BZ36-6LR \$285	3.415"	3.850"	15	20	40	75" x 5" x 5"
7' STRAIGHT	BL36-7LR \$330	WH36-7LR \$330	BZ36-7LR \$330	2.515"	3.850"	18	23	40	87" x 5" x 5"
8' STRAIGHT	BL36-8LR \$365	WH36-8LR \$365	BZ36-8LR \$365	3.915"	3.850"	20	26	40	99" x 5" x 5"
10' STRAIGHT	BL36-10LR \$440	WH36-10LR \$440	BZ36-10LR \$440	2.115"	3.850"	26	33	24	124" x 5" x 5"

LINCOLN 42" H	BLACK	WHITE	BRONZE	LEAD-IN	BALUSTER SPACING	NUMBER OF BALUSTERS	CARTON WEIGHT	PALLET QUANTITY	CARTON DIMENSIONS
4' STRAIGHT	BL42-4LR \$215	WH42-4LR \$215	BZ42-4LR \$215	2.915"	3.850"	10	15	40	51" x 5" x 5"
5' STRAIGHT	BL42-5LR \$265	WH42-5LR \$265	BZ42-5LR \$265	2.015"	3.850"	13	19	40	80" x 5" x 5"
6' STRAIGHT	BL42-6LR \$300	WH42-6LR \$300	BZ42-6LR \$300	3.415"	3.850"	15	22	40	80" x 5" x 5"
7' STRAIGHT	BL42-7LR \$350	WH42-7LR \$350	BZ42-7LR \$350	2.515"	3.850"	18	26	40	87" x 5" x 5"
8' STRAIGHT	BL42-8LR \$385	WH42-8LR \$385	BZ42-8LR \$385	3.915"	3.850"	20	29	40	99" x 5" x 5"
10' STRAIGHT	BL42-10LR \$505	WH42-10LR \$505	BZ42-10LR \$505	2.115"	3.850"	26	37	24	124" x 5" x 5"

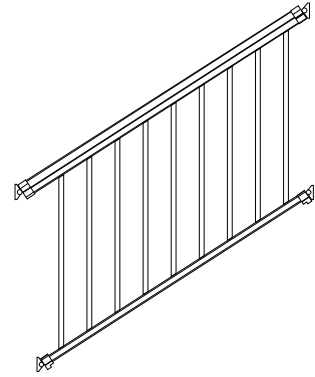
DRINK RAIL BRACKETS	BLACK	WHITE	BRONZE	CARTON QUANTITY	CARTON WEIGHT	CARTON DIMENSIONS
 10/PACK	BL-ADRBK \$175	WH-ADRBK \$175	BZ-ADRBK \$175	1	2	9" X 5" X 4"

BALUSTER BASKET	BLACK	WHITE	BRONZE	DIAMETER	LENGTH	CARTON QUANTITY	CARTON WEIGHT	CARTON DIMENSIONS
 USED WITH 3/4" SQUARE BALUSTERS	790090 \$28	800090 \$28	810090 \$28	3/4" SQUARE	NA	1	1	9" x 5" x 4"

LINCOLN ALUMINUM—STAIR RAIL

STAIR SECTION INCLUDES

- (1) 2" x 2⁵/₁₆" aluminum top rail
- (1) 1¹/₄" x 1¹/₂" aluminum bottom rail
- Vinyl and aluminum inserts
- 3/4" x 3/4" balusters—See chart below
- (4) Rail brackets
- Installation instructions




NOTE:

- A 43" or 49" post is recommended for stair applications. (Height is determined by post position and stair angle).



LINCOLN ADJUSTABLE STAIR RAIL—Adjustable stair brackets accommodate angles up to 38°

LINCOLN 36" H	BLACK	WHITE	BRONZE	LEAD-IN	NUMBER OF BALUSTERS	CARTON WEIGHT	PALLET QUANTITY	CARTON DIMENSIONS
4' ADJUSTABLE STAIR	BL36-4LSR \$280	WH36-4LSR \$280	BZ36-4LSR \$280	2.800"	9	14	40	51" x 5" x 5"
5' ADJUSTABLE STAIR	BL36-5LSR \$320	WH36-5LSR \$320	BZ36-5LSR \$320	1.900"	11	18	40	68" x 5" x 5"
6' ADJUSTABLE STAIR	BL36-6LSR \$360	WH36-6LSR \$360	BZ36-6LSR \$360	3.300"	13	21	40	75" x 5" x 5"
7' ADJUSTABLE STAIR	BL36-7LSR \$400	WH36-7LSR \$400	BZ36-7LSR \$400	2.410"	16	25	40	87" x 5" x 5"
8' ADJUSTABLE STAIR	BL36-8LSR \$435	WH36-8LSR \$435	BZ36-8LSR \$435	3.800"	18	28	40	99" x 5" x 5"

 LINCOLN 42" H	BLACK	WHITE	BRONZE	LEAD-IN	NUMBER OF BALUSTERS	CARTON WEIGHT	PALLET QUANTITY	CARTON DIMENSIONS
6' ADJUSTABLE STAIR GUARD RAIL	BL42-6LSR \$390	WH42-6LSR \$390	BZ42-6LSR \$390	3.300"	13	25	40	80" x 5" x 5"
8' ADJUSTABLE STAIR GUARD RAIL	BL42-8LSR \$465	WH42-8LSR \$465	BZ42-8LSR \$465	3.800"	18	32	40	99" x 5" x 5"

LINCOLN FIXED STAIR RAIL—Fixed stair brackets accommodate 32°–36° angles

LINCOLN 36" H	BLACK	WHITE	BRONZE	LEAD-IN	NUMBER OF BALUSTERS	CARTON WEIGHT	PALLET QUANTITY	CARTON DIMENSIONS
6' FIXED STAIR	BL36-6LFSR \$280	WH36-6LFSR \$280	BZ36-6LFSR \$280	3.300"	13	21	40	75" x 5" x 5"
8' FIXED STAIR	BL36-8LFSR \$365	WH36-8LFSR \$365	BZ36-8LFSR \$365	3.800"	18	28	40	99" x 5" x 5"

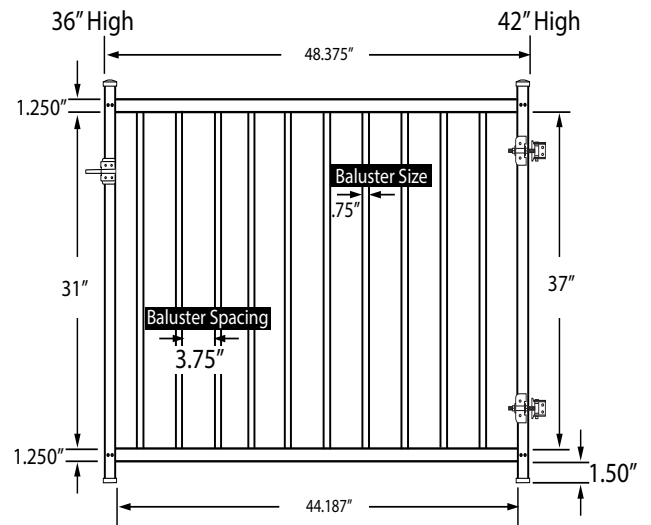
SOLAR LIGHTING STYLE		BLACK	CARTON QUANTITY	CARTON WEIGHT	CARTON DIMENSIONS
	NEPTUNE 3" x 3"	BL33-NEP-S \$75	1	1	9" x 5" x 4"
	APOLLO 3" x 3"	BL-33APOLLO \$75	1	1	9" x 5" x 4"

LINCOLN ALUMINUM — GATES & OVER THE POST BRACKETS

LINCOLN GATE INCLUDES


- (2) 1 1/4" x 1 1/2" top and bottom rails
- (2) Aluminum inserts
- (2) Vinyl inserts
- (2) 2" x 2" x 3 1/2" side rails
- (4) Post caps
- (10) 3/4" round balusters
- (2) Powder coated stainless steel self-closing hinges that open to 180°
- (1) Powder coated stainless steel latch assembly
- (1) Hardware pack
- Installation instructions

- Gates fit up to a 50" rough opening



GATE	BLACK	WHITE	BRONZE	WHITE/BLACK	CARTON WEIGHT	CARTON DIMENSIONS
36" H x 48" W	BLG36-4LR \$433	WHG36-4LR \$433	BZG36-4LR \$433	SPWBG36-4LR \$440	19	61" x 7" x 4"
42" H x 48" W	BLG42-4LR \$448	WHG42-4LR \$448	BZG42-4LR \$448	SPWBG42-4LR \$450	21	61" x 7" x 4"

OVER THE POST BRACKETS FOR 3" x 3" POSTS		BLACK	WHITE	BRONZE	CARTON QUANTITY	CARTON WEIGHT	CARTON DIMENSIONS
	STRAIGHT	BL-STRAIGHT-OTP \$55	WH-STRAIGHT-OTP \$55	BZ-STRAIGHT-OTP \$55	1	1	9" x 5" x 4"
	STAIR	BL-STAIR-OTP \$55	WH-STAIR-OTP \$55	BZ-STAIR-OTP \$55	1	1	9" x 5" x 4"
	CORNER	BL-CORNER-OTP \$95	WH-CORNER-OTP \$95	BZ-CORNER-OTP \$95	1	1	9" x 5" x 4"
	END	BL-END-OTP \$65	WH-END-OTP \$65	BZ-END-OTP \$65	1	1	9" x 5" x 4"

DRINK RAIL BRACKETS	BLACK	WHITE	BRONZE	CARTON QUANTITY	CARTON WEIGHT	CARTON DIMENSIONS
 10/PACK	BL-ADRBK \$175	WH-ADRBK \$175	BZ-ADRBK \$175	1	2	9" x 5" x 4"

1. Order Lincoln or Grand Prix Aluminum straight rail sections.
2. Order drink rail brackets.
3. Add your choice of wood or composite deck board.

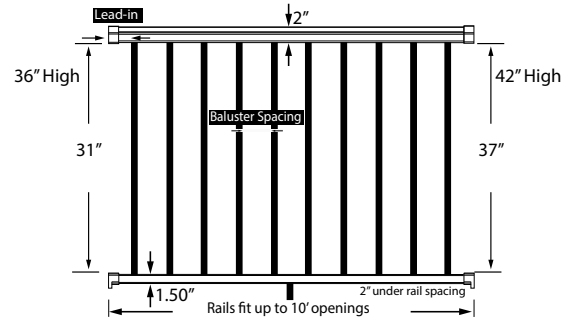
Drink rail brackets required every 2 feet.



LINCOLN ALUMINUM — WHITE RAIL WITH BLACK BALUSTERS

STRAIGHT SECTION INCLUDES

- (1) 2" x 2⁵/₁₆" aluminum top rail
- (1) 1¹/₄" x 1¹/₂" aluminum bottom rail
- Vinyl and aluminum inserts
- 3/4" x 3/4" balusters—See chart below
- (1) Bottom support block in a 4' and 6' section
- (2) Bottom support blocks in an 8' and 10' section
- (4) Rail brackets (white)
- Installation instructions



36" H WHITE RAIL BLACK BALUSTERS		LEAD-IN	BALUSTER SPACING	NUMBER OF BALUSTERS	CARTON WEIGHT	PALLET QUANTITY	CARTON DIMENSIONS
4' STRAIGHT	SPWB36-4LR \$210	2.915"	3.850"	10	13	40	51" x 5" x 5"
6' STRAIGHT	SPWB36-6LR \$295	3.415"	3.850"	15	20	40	75" x 5" x 5"
8' STRAIGHT	SPWB36-8LR \$375	3.915"	3.850"	20	26	40	99" x 5" x 5"
10' STRAIGHT	SPWB36-10LR \$450	2.115"	3.850"	26	33	24	124" x 5" x 5"

42" H WHITE RAIL BLACK BALUSTERS		LEAD-IN	BALUSTER SPACING	NUMBER OF BALUSTERS	CARTON WEIGHT	PALLET QUANTITY	CARTON DIMENSIONS
4' STRAIGHT	SPWB42-4LR \$225	2.915"	3.850"	10	13	40	51" x 5" x 5"
6' STRAIGHT	SPWB42-6LR \$315	3.415"	3.850"	15	22	40	80" x 5" x 5"
8' STRAIGHT	SPWB42-8LR \$395	3.915"	3.850"	20	29	40	99" x 5" x 5"
10' STRAIGHT	SPWB42-10LR \$515	2.115"	3.850"	26	37	24	124" x 5" x 5"

STAIR SECTION INCLUDES

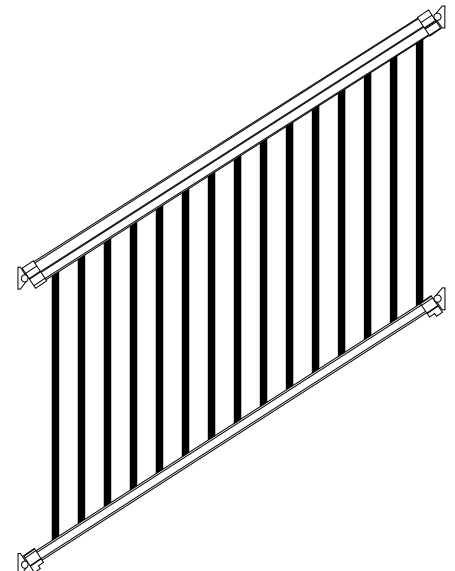
- (1) 2⁵/₁₆" x 2" aluminum top rail
- (1) 1¹/₂" x 1¹/₄" aluminum bottom rail
- Vinyl and aluminum inserts
- 3/4" x 3/4" balusters—See chart below
- (4) Rail brackets
- Installation instructions

NOTE: A 43" or 49" post is recommended for stair applications.
(Height is determined by post position and stair angle).


WHITE RAIL WITH BLACK BALUSTERS

36" H ADJUSTABLE STAIR RAILS		LEAD-IN	NUMBER OF BALUSTERS	CARTON WEIGHT	PALLET QUANTITY	CARTON DIMENSIONS
6' STAIR	SPWB36-6LSR \$365	3.300"	13	22	40	80" x 5" x 5"
8' STAIR	SPWB36-8LSR \$440	3.800"	18	29	40	99" x 5" x 5"


36" H FIXED STAIR RAILS		LEAD-IN	NUMBER OF BALUSTERS	CARTON WEIGHT	PALLET QUANTITY	CARTON DIMENSIONS
6' STAIR	SPWB36-6LFSR \$285	3.300"	13	22	40	80" x 5" x 5"
8' STAIR	SPWB36-8LFSR \$370	3.800"	18	29	40	99" x 5" x 5"



LINCOLN ALUMINUM ACCESSORIES


	POSTS WITH CAP & COLLAR	BLACK	WHITE	BRONZE	CARTON QUANTITY	CARTON WEIGHT	PALLET QUANTITY	CARTON DIMENSIONS
	3" x 3" x 37"	BL-APB37 \$140	WH-APB37 \$140	BZ-APB37 \$140	1	8	42	39" x 5" x 5"
PALLET PRICING	BL-APB37-P \$5,880	WH-APB37-P \$5,880	BZ-APB37-P \$5,880					
3" x 3" x 43"	BL-APB43 \$150	WH-APB43 \$150	BZ-APB43 \$150	1	9	42	45" x 5" x 5"	
PALLET PRICING	BL-APB43-P \$6,300	WH-APB43-P \$6,300	BZ-APB43-P \$6,300					
3" x 3" x 49"	BL-APB49 \$160	WH-APB49 \$160	BZ-APB49 \$160	1	10	42	53" x 5" x 5"	

INCLUDES: (1) Aluminum post with attached plate, (2) Leveling strips, (1) Cap, (1) One-piece collar, (1) Hardware pack.
Works with Lincoln and Aspen railings.

	SENTINEL PORCH POSTS						
	4" x 4" x 108"	BLACK	WHITE	BRONZE	CARTON QUANTITY	CARTON WEIGHT	PALLET QUANTITY
	BL44-108AP \$285	WH44-108AP \$285	BZ44-108AP \$285	1	18	30	122" x 6" x 6"

INCLUDES: (1) Aluminum 108½" post, (2) One-piece collars (2) Tie-down plates, (1) Hardware pack

12,000# Load rating
FIRE-RATED

	6" x 6" x 108"	BLACK	WHITE	BRONZE	CARTON QUANTITY	CARTON WEIGHT	PALLET QUANTITY	CARTON DIMENSIONS
		BL66-108AP \$540	WH66-108AP \$540	BZ66-108AP \$540	1	16	NA	122" x 7" x 7"

INCLUDES: (1) Aluminum 108½" post, (2) Tie-down plates, (1) Hardware pack

NOTE: Collars must be purchased separately; BL66-PC, WH66-PC or BZ66-PC.





30,000# Load rating
FIRE-RATED

	BLANK POST SLEEVES FOR WOOD POSTS	BLACK	WHITE	BRONZE	CARTON QUANTITY	CARTON WEIGHT	PALLET QUANTITY	CARTON DIMENSIONS
	4" x 4" x 44"	BL44-44BP \$82	WH44-44BP \$82	BZ44-44BP \$82	1	6	NA	45" x 5" x 5"
4" x 4" x 108"	BL44-108BP \$210	WH44-108BP \$210	BZ44-108BP \$210	1	14	NA	110" x 5" x 5"	
6" x 6" x 44"	BL66-44BP \$195	WH66-44BP \$195	BZ66-44BP \$195	1	13	NA	47" x 7" x 7"	
6" x 6" x 108"	BL66-108BP \$460	WH66-108BP \$460	BZ66-108BP \$460	1	14	NA	122" x 7" x 7"	


	CAPS & COLLARS	BLACK	WHITE	BRONZE	CARTON QUANTITY	CARTON WEIGHT	PALLET QUANTITY	CARTON DIMENSIONS
	4" x 4"	BL44-FC \$23	WH44-FC \$23	BZ44-FC \$23	12	6	NA	13" x 10" x 6"
6" x 6"	BL66-FC \$32	WH66-FC \$32	BZ66-FC \$32	10	7	NA	13" x 10" x 6"	
4" x 4"	BL44-PC \$35	WH44-PC \$35	BZ44-PC \$35	12	6	NA	14" x 12" x 9"	
6" x 6"	BL66-PC \$73	WH66-PC \$73	BZ66-PC \$73	4	4	NA	13" x 10" x 6"	


ONE-PIECE

LINCOLN ALUMINUM ACCESSORIES

RAIL BRACKET KITS		BLACK	WHITE	BRONZE	CARTON QUANTITY	CARTON WEIGHT	CARTON DIMENSIONS
 <p>TOP</p> <p>BOTTOM</p>	STRAIGHT	BL-STRAIGHTBKT1 \$53	WH-STRAIGHTBKT1 \$53	BZ-STRAIGHTBKT1 \$53	1	2	9" x 5" x 4"
 <p>TOP</p> <p>BOTTOM</p>	<p>NEW FOR 2022</p> <p>ADJUSTABLE STAIR ANGLE RANGE 0° – 38°</p>	BL-ADJSTAIRBKT1 \$145	WH-ADJSTAIRBKT1 \$145	BZ-ADJSTAIRBKT1 \$145	1	3	12" x 7" x 5"
 <p>TOP</p> <p>BOTTOM</p>	FIXED STAIR	BL-STAIRBKT-F1 \$53	WH-STAIRBKT-F1 \$53	BZ-STAIRBKT-F1 \$53	1	1	9" x 5" x 4"
 <p>TOP</p> <p>BOTTOM</p>	<p>VARIABLE ANGLE WEDGE HORIZONTAL ANGLE RANGE 0° – 50°</p> <p>(ONE KIT AS SHOWN WILL DO ONE POST)</p>	BL-VAW1 \$120	WH-VAW1 \$120	BZ-VAW1 \$120	1	2	9" x 5" x 4"

NOW KITTED TOGETHER

BALUSTER	SIZE DIAMETER X LENGTH	BLACK	WHITE	BRONZE	DIAMETER	CARTON QUANTITY	CARTON WEIGHT	CARTON DIMENSIONS
 <p>ALUMINUM BALUSTER SQUARE 3/4"</p>	3/4" x 31"	790003 \$4.60	800003 \$4.60	810003 \$4.60	3/4" SQUARE	NA	NA	NA
	3/4" x 33"	790001 \$4.80	800001 \$4.80	810001 \$4.80				
	3/4" x 39"	790002 \$5.50	800002 \$5.50	810002 \$5.50				

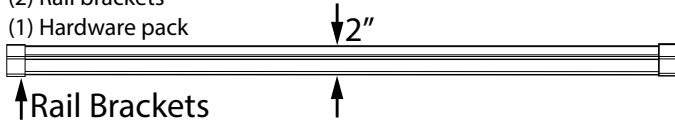
TOUCH UP PAINT	DESCRIPTION	BLACK	WHITE	BRONZE
	Touch-up Paint .75oz.	790051 \$13	800051 \$13	810051 \$13

NON-STAMPED RAILING

Non-stamped rail sections can be used with third-party cable rail systems.

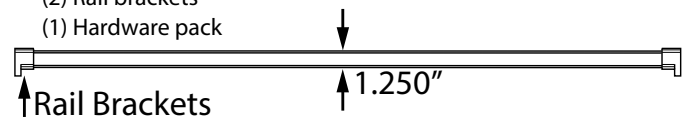
TOP STRAIGHT RAIL INCLUDES

- (1) 2" x 2⁵/₁₆" aluminum top rail
- (1) Non-stamped aluminum insert
- (2) Rail brackets
- (1) Hardware pack




BOTTOM STRAIGHT RAIL INCLUDES

- (1) 1¹/₄" x 1¹/₂" aluminum bottom rail
- (1) Non-stamped aluminum insert
- (2) Rail brackets
- (1) Hardware pack



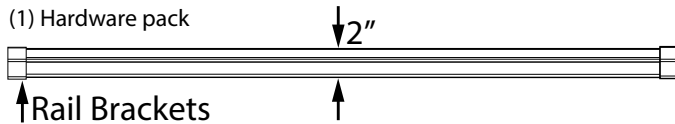
NON-STAMPED STRAIGHT RAILS—TOP	BLACK	WHITE	BRONZE	CARTON WEIGHT	PALLET QUANTITY	CARTON DIMENSIONS
6' STRAIGHT <u>TOP</u> RAIL	BL-6CB-TOP \$120	WH-6CB-TOP \$120	BZ-6CB-TOP \$120	8	NA	75" x 5" x 5"
8' STRAIGHT <u>TOP</u> RAIL	BL-8CB-TOP \$180	WH-8CB-TOP \$180	BZ-8CB-TOP \$180	10	NA	99" x 5" x 5"
10' STRAIGHT <u>TOP</u> RAIL	BL-10CB-TOP \$200	WH-10CB-TOP \$200	BZ-10CB-TOP \$200	12	NA	124" x 5" x 5"

NON-STAMPED STRAIGHT RAILS—BOTTOM	BLACK	WHITE	BRONZE	CARTON WEIGHT	PALLET QUANTITY	CARTON DIMENSIONS
6' STRAIGHT <u>BOTTOM</u> RAIL	BL-6CB-BOT \$100	WH-6CB-BOT \$100	BZ-6CB-BOT \$100	5	NA	79" x 3" x 3"
8' STRAIGHT <u>BOTTOM</u> RAIL	BL-8CB-BOT \$165	WH-8CB-BOT \$165	BZ-8CB-BOT \$165	7	NA	105" x 3" x 3"
10' STRAIGHT <u>BOTTOM</u> RAIL	BL-10CB-BOT \$185	WH-10CB-BOT \$185	BZ-10CB-BOT \$185	9	NA	123" x 3" x 3"

RAIL BRACKETS—TOP	BLACK	WHITE	BRONZE	CARTON WEIGHT	CARTON DIMENSIONS
 STRAIGHT <u>TOP</u> RAIL	BL-CB-TOPBKT \$35	WH-CB-TOPBKT \$35	BZ-CB-TOPBKT \$35	2	9" x 5" x 4"

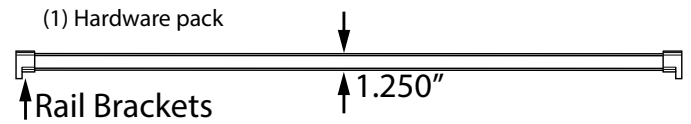
TOP STAIR RAIL INCLUDES

- (1) 2" x 2⁵/₁₆" aluminum top rail
- (1) Non-stamped aluminum insert
- (2) Rail brackets—Fixed (32°–36°)
- (1) Hardware pack



BOTTOM STAIR RAIL INCLUDES

- (1) 1¹/₄" x 1¹/₂" aluminum bottom rail
- (1) Non-stamped aluminum insert
- (2) Rail brackets—Fixed (32°–36°)
- (1) Hardware pack










NON-STAMPED STAIR RAILS—TOP	BLACK	WHITE	BRONZE	CARTON WEIGHT	PALLET QUANTITY	CARTON DIMENSIONS
6' STAIR <u>TOP</u> RAIL	BL-6CB-STAIRTOP \$170	WH-6CB-STAIRTOP \$170	BZ-6CB-STAIRTOP \$170	8	NA	75" x 5" x 5"
8' STAIR <u>TOP</u> RAIL	BL-8CB-STAIRTOP \$200	WH-8CB-STAIRTOP \$200	BZ-8CB-STAIRTOP \$200	10	NA	99" x 5" x 5"

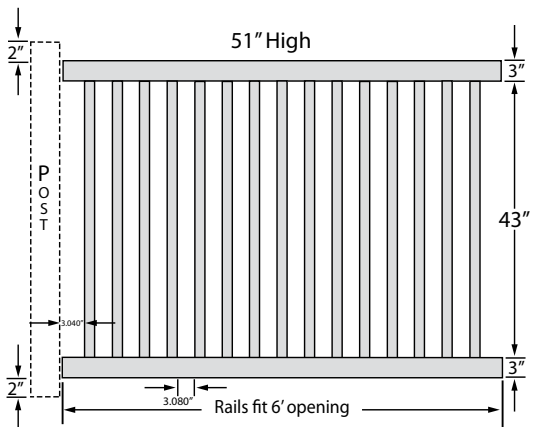
NON-STAMPED STAIR RAILS—BOTTOM	BLACK	WHITE	BRONZE	CARTON WEIGHT	PALLET QUANTITY	CARTON DIMENSIONS
6' STAIR <u>BOTTOM</u> RAIL	BL-6CB-STAIRBOT \$135	WH-6CB-STAIRBOT \$135	BZ-6CB-STAIRBOT \$135	5	NA	79" x 3" x 3"
8' STAIR <u>BOTTOM</u> RAIL	BL-8CB-STAIRBOT \$180	WH-8CB-STAIRBOT \$180	BZ-8CB-STAIRBOT \$180	7	NA	105" x 3" x 3"

NOTES: A 43" or 49" post is recommended for stair applications. (Height is determined by post position and stair angle). For vinyl cable rail applications, non-routed rail sections can be used (see pages 6-7).

UPSIDE DECK CEILING

UPSIDE COMPONENTS		WHITE	TAN	CARTON QUANTITY	CARTON WEIGHT	CARTON DIMENSIONS
	10' QUICK INSTALL TRACK	UPSD-10QIT \$18	NA	5	28	122" x 6" x 3"
	QUICK INSTALL HARDWARE (ONE BAG INSTALLS 5 QUICK INSTALL TRACKS)	UPSD-QIT-HW \$21		5	5	12" x 7" x 3"
	10' STARTER STRIP	UPSD-ST5-10 \$13	NA	20	30	121" x 5" x 5"
	GLIDE CLIP	UPSD-GC \$1.70		100	3	9" x 9" x 7"
	6" x 10' CHANNEL	UPSD-CHAN-10W \$36	UPSD-CHAN-10T \$44	10	33	125" x 7" x 5"
	6" x 12' CHANNEL	UPSD-CHAN-12W \$42 (MINIMUM ORDER QTY 100)	UPSD-CHAN-12T \$54	10	33	125" x 7" x 5"
	6" x 16' CHANNEL	UPSD-CHAN-16W \$58 (MINIMUM ORDER QTY 100)	UPSD-CHAN-16T \$71	10	33	125" x 7" x 5"
	10' C-CHANNEL	UPSD-C-CHAN-10W \$22		20	35	124" x 10" x 3"
		UPSD-C-CHAN-10T \$27		5	9	124" x 10" x 3"
	10' EDGE TRIM	UPSD-ET-10W \$43		20	36	124" x 10" x 3"
		UPSD-ET-10T \$51		5	9	124" x 10" x 3"

BISCAYNE POOL FENCE



BISCAYNE SECTION INCLUDES

- (2) 2" x 3" rails
- (1) Aluminum insert for bottom rail
- (15) 1½" x 1½" x 48" pickets
- (4) Mounting brackets
- (1) Hardware pack
- Installation instructions

FENCE	WHITE	CARTON WEIGHT	CARTON DIMENSIONS
51" H x 6'	W51-6BC \$236	29	81" x 9" x 7"

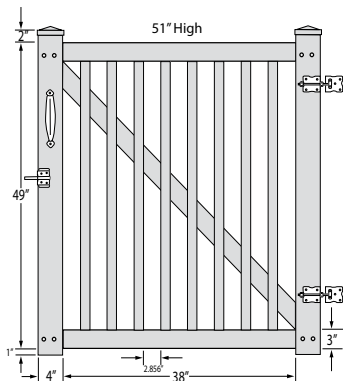
POST	WHITE	CARTON WEIGHT	CARTON DIMENSIONS
4" x 4" x 84"	W44-84BP \$49	10	86" x 5" x 5"

POST CAP	WHITE
4" x 4" FLAT	W44-FC \$4

GATE	WHITE	CARTON WEIGHT	CARTON DIMENSIONS
51" H x 4'	WG51-4BC \$467	42	98" x 9" x 5"

BISCAYNE GATE INCLUDES

- (2) 2" x 3" rails
- (1) 7/8" x 3" cross brace
- (2) 4" x 4" x 52" routed posts with (2) flat caps
- (8) 1½" x 1½" x 48" pickets
- (2) Powder coated stainless steel self-closing hinges that open to 180°
- (1) Powder coated stainless steel latch assembly
- (1) Powder coated stainless steel handle
- (1) Hardware pack
- Installation instructions
- Gates fit a 48" rough opening
- Must be hung from a wood filled post or our SPB-44BPL
- Gates can be cut down in length to accommodate smaller openings



REPLACEMENT PARTS



1 1/2" x 3" VINYL RAIL PROFILE CLASSIC · ARCHITECTURAL · VERONA

CLASSIC ARCHITECTURAL	<u>STRAIGHT</u>	WHITE	TAN	CLAY
ROUTED HOLE	1 1/2" x 3" x 4'	W-48HR1515K \$37	T-48HR1515K \$37	C-48HR1515K \$37
	1 1/2" x 3" x 5'	W-60HR1515K \$44	NA	NA
	1 1/2" x 3" x 6'	W-72HR1515K \$49	T-72HR1515K \$49	C-72HR1515K \$49
	1 1/2" x 3" x 7'	W-84HR1515K \$58	NA	NA
	1 1/2" x 3" x 8'	W-96HR1515K \$61	T-96HR1515K \$61	C-96HR1515K \$61
	1 1/2" x 3" x 10'	W-120HR1515K \$66	T-120HR1515K \$66	C-120HR1515K \$66

CLASSIC ARCHITECTURAL	<u>STAIR</u>	WHITE	TAN	CLAY
ROUTED HOLE	1 1/2" x 3" x 4'	W-48HRS1515K \$37	T-48HRS1515K \$37	C-48HRS1515K \$37
	1 1/2" x 3" x 6'	W-72HRS1515K \$49	T-72HRS1515K \$49	C-72HRS1515K \$49
	1 1/2" x 3" x 8'	W-96HRS1515K \$61	T-96HRS1515K \$61	C-96HRS1515K \$61
	1 1/2" x 3" x 10'	W-120HRS1515K \$66	NA	NA

VERONA	<u>STRAIGHT</u>	WHITE	TAN	CLAY
ROUTED HOLE	1 1/2" x 3" x 4'	W-48HR75 \$35	T-48HR75 \$35	C-48HR75 \$35
	1 1/2" x 3" x 6'	W-72HR75 \$49	T-72HR75 \$49	C-72HR75 \$49
	1 1/2" x 3" x 8'	W-96HR75 \$61	T-96HR75 \$61	C-96HR75 \$61
	1 1/2" x 3" x 10'	W-120HR75 \$66	T-120HR75 \$66	C-120HR75 \$66

VERONA	<u>STAIR</u>	WHITE	TAN	CLAY
ROUTED HOLE	1 1/2" x 3" x 6'	W-72HRS75 \$49	T-72HRS75 \$49	C-72HRS75 \$49
	1 1/2" x 3" x 8'	W-96HRS75 \$61	T-96HRS75 \$61	C-96HRS75 \$61

TOP ALUMINUM	ITEM	DESCRIPTION	CLASSIC	ARCHITECTURAL	VERONA
	AR-4 \$25	4'	X	X	
	AR-5 \$29	5'	X		
	AR-6 \$33	6'	X	X	X
	AR-7 \$40	7'	X		
	AR-8B \$48	8'	X	X	X
	AR-10B \$62	10'	X	X	X

2" x 3" VINYL RAIL PROFILE SAVANNAH · TUSCANY · KEY WEST · FLORENCE · CLASSIC ARCHITECTURAL · VERONA

CLASSIC KEY WEST SAVANNAH ARCHITECTURAL	<u>STRAIGHT</u>	WHITE	TAN	CLAY
ROUTED HOLE	2" x 3" x 4'	W230-48R1515K \$41	T230-48R1515K \$41	C230-48R1515K \$41
	2" x 3" x 5'	W230-60R1515K \$44	NA	NA
	2" x 3" x 6'	W230-72R1515K \$49	T230-72R1515K \$49	C230-72R1515K \$49
	2" x 3" x 7'	W230-84R1515K \$56	NA	NA
	2" x 3" x 8'	W230-96R1515K \$61	T230-96R1515K \$61	C230-96R1515K \$61
	2" x 3" x 10'	W230-120R1515K \$71	T230-120R1515K \$71	C230-120R1515K \$71

CLASSIC · SAVANNAH ARCHITECTURAL	<u>STAIR</u>	WHITE	TAN	CLAY
ROUTED HOLE	2" x 3" x 4'	W230-48RS1515K \$41	T230-48RS1515K \$41	C230-48RS1515K \$41
	2" x 3" x 6'	W230-72RS1515K \$49	T230-72RS1515K \$49	C230-72RS1515K \$49
	2" x 3" x 8'	W230-96RS1515K \$61	T230-96RS1515K \$61	C230-96RS1515K \$61
	2" x 3" x 10'	W230-120RS1515K \$71	NA	NA

TUSCANY · FLORENCE VERONA	<u>STRAIGHT</u>	WHITE	TAN	CLAY
ROUTED HOLE	2" x 3" x 4'	W230-48R75 \$39	T230-48R75 \$39	C230-48R75 \$39
	2" x 3" x 6'	W230-72R75 \$49	T230-72R75 \$49	C230-72R75 \$49
	2" x 3" x 8'	W230-96R75 \$61	T230-96R75 \$61	C230-96R75 \$61
	2" x 3" x 10'	W230-120R75 \$71	T230-120R75 \$71	C230-120R75 \$71

TUSCANY VERONA	<u>STAIR</u>	WHITE	TAN	CLAY
ROUTED HOLE	2" x 3" x 6'	W230-72RS75 \$49	T230-72RS75 \$49	C230-72RS75 \$49
	2" x 3" x 8'	W230-96RS75 \$61	T230-96RS75 \$61	C230-96RS75 \$61





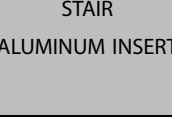

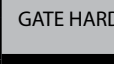
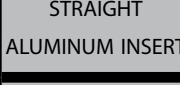
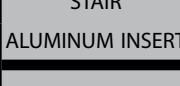
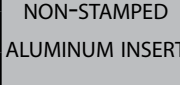



2" x 3" ALUMINUM	ITEM	DESCRIPTION	CLASSIC	SAVANNAH	ARCHITECTURAL	TUSCANY VERONA FLORENCE	KEY WEST
	AU3-4 \$27	4'	X	X	X		
	AU3-5 \$31	5'	X				
	AU3-6 \$36	6'	X	X	X	X	X
	AU3-7 \$41	7'	X				
	AU3-8 \$44	8'	X		X	X	
	AU4-8 \$45	8'		X			X
	AU3-10 \$55	10'	X			X	X
	AU4-10 \$57	10'		X			X

REPLACEMENT PARTS

FOR TAN AND CLAY MODEL NUMBERS, REPLACE THE "W" WITH EITHER A "T" OR "C"

MODEL NUMBER	DESCRIPTION	WHITE PRICE EACH	TAN PRICE EACH	CLAY PRICE EACH
W1515-32P	Classic Baluster for 36" H (4" spacing)	\$5.20	\$7.70	\$8.30
W1515-34P-2	Classic Baluster for 36" H (2" spacing)	\$5.20	\$7.70	\$8.30
W1515-38P	Classic Baluster for 42" H (4" spacing)	\$5.30	\$8.10	\$8.60
W1515-40P-2	Classic Baluster for 42" H (2" spacing)	\$5.30	\$8.10	\$8.60
WHITE • TAN • CLAY				
10000637 • 638 • 639	Classic Locking Baluster for 36" H (4" spacing)	\$12	\$13	\$13
10000640 • 641 • 642	Classic Locking Baluster for 36" H (2" spacing)	\$13	\$14	\$14
10000643 • 644 • 645	Classic Locking Baluster for 42" H (4" spacing)	\$13	\$14	\$14
10000646 • 647 • 648	Classic Locking Baluster for 42" H (2" spacing)	\$13	\$14	\$14
W-32BV • T-32BV • C-32BV	Architectural Baluster for 36" H (4" spacing)	\$9.90	\$11	\$12
W-38BV • T-328V • C-38BV	Architectural Baluster for 42" H (4" spacing)	\$10.30	\$11	\$12
WHITE • TAN • CLAY				
10000649 • 650 • 651	Architectural Locking Baluster for 36" H (4" spacing)	\$13	\$14	\$14
10000655 • 656 • 657	Architectural Locking Baluster for 42" H (4" spacing)	\$13	\$14	\$14
10000743 • 744 • 745	Savannah & Key West Baluster for 36" H	\$5.30	\$8	\$8.60
10000740 • 741 • 742	Savannah & Key West Baluster for 42" H	\$5.30	\$8	\$8.60
10000746 • 747 • 748	Savannah & Key West Locking Baluster for 36" H	\$12	\$13	\$13
10000749 • 750 • 751	Savannah & Key West Locking Baluster for 42" H	\$13	\$14	\$14
HW-SC-8112	#8 x 1-1/2" Stainless Steel Rail Bracket Screw (8 per bag)	\$2.60	—	—
HW-SC-634	#6 x 3/4" Stainless Steel Rail Bracket Screw (each)	\$0.30	—	—
HW-SC-HCW	White Hinged Cap (each)	\$0.20		
HW-SC-HCT	Tan Hinged Cap (each)		\$0.20	
HW-SC-HCC	Clay Hinged Cap (each)			\$0.20
HW-BA-BW	White 4" Support Block—CLASSIC/ARCHITECTURAL/TUSCANY/VERONA	\$17		
HW-BA-BW-2	White 2" Support Block—CLASSIC/SAVANNAH/KEY WEST/FLORENCE	\$17		
HW-BA-BT	Tan 4" Support Block—CLASSIC/ARCHITECTURAL/TUSCANY/VERONA		\$17	
HW-BA-BT-2	Tan 2" Support Block—CLASSIC/SAVANNAH		\$17	
HW-BA-BC	Clay 4" Support Block—CLASSIC/ARCHITECTURAL/TUSCANY/VERONA			\$18
HW-BA-BC-2	Clay 2" Support Block—CLASSIC/SAVANNAH			\$18
W-CVR	White Bracket Cover (4 per bag)	\$6		
T-CVR	Tan Bracket Cover (4 per bag)		\$12	
C-CVR	Clay Bracket Cover (4 per bag)			\$12
BISCAYNE				
W230-72RTBBC	6' Biscayne Top / Bottom Fence Rail		\$56	
720643	6' Biscayne Aluminum J-channel		\$20	
10000707	1 1/2" x 1 1/2" x 48" Biscayne Picket for Fence and Gate		\$8.80	
W230-48RTBBC	4' Biscayne Top / Bottom Gate Rail		\$56	
W44-52EPBCG	End Post Biscayne Gate		\$49	
HW-HI	Vinyl Gate Hinge Set		\$126	
HW-LA	Vinyl Gate Latch		\$83	
HW-HDL	Vinyl Gate Handle (BISCAYNE ONLY)		\$34	
PORCH & DECK GATE POSTS				
W783-96P	.875" x 3" x 96" Cross Brace for—ALL VINYL GATES	\$19	\$21	\$22
W44-36EPCG	4" x 4" x 36" Gate Post for 36" H—CLASSIC/ARCHITECTURAL	\$44	\$56	\$56
W44-36MSG	4" x 4" x 36" Gate Post for 36" H—SAVANNAH	\$44	\$56	\$56
W44-36EPTG	4" x 4" x 36" Gate Post for 36" H—TUSCANY	\$44	\$56	\$56
W44-36EPVG	4" x 4" x 36" Gate Post for 36" H—VERONA	\$44	\$56	\$56
W44-42EPCG	4" x 4" x 42" Gate Post for 42" H—CLASSIC/ARCHITECTURAL	\$49	\$56	\$56
W44-42MSG	4" x 4" x 42" Gate Post for 42" H—SAVANNAH	\$49	\$56	\$56
W44-42EPTG	4" x 4" x 42" Gate Post for 36" H—TUSCANY	\$49	\$56	\$56
W44-42EPVG	4" x 4" x 42" Gate Post for 36" H—VERONA	\$49	\$56	\$56

REPLACEMENT PARTS

	BLACK	WHITE	BRONZE	DESCRIPTION	RAIL STYLE	PRICE EACH	
 TOP RAIL	790024	800024	810024	4' Top Rail	Lincoln	\$37	
	790025	800025	810025	5' Top Rail	Lincoln	\$42	
	790026	800026	810026	6' Top Rail	Lincoln-Grand Prix	\$52	
	790027	800027	810027	7' Top Rail	Lincoln	\$62	
	790028	800028	810028	8' Top Rail	Lincoln-Grand Prix	\$73	
	790069	800069	810069	10' Top Rail	Lincoln-Grand Prix	\$94	
 BOTTOM RAIL	790012	800012	810012	4' Bottom Rail	Lincoln	\$20	
	790013	800013	810013	5' Bottom Rail	Lincoln	\$25	
	790014	800014	810014	6' Bottom Rail	Lincoln-Grand Prix	\$35	
	790015	800015	810015	7' Bottom Rail	Lincoln	\$40	
	790016	800016	810016	8' Bottom Rail	Lincoln-Grand Prix	\$45	
	790068	800068	810068	10' Bottom Rail	Lincoln-Grand Prix	\$55	
 VINYL INSERT	10000829	—	—	3' Vinyl Insert		\$4.70	
	10000811	—	—	4' Vinyl Insert		\$5.80	
	10000812	—	—	5' Vinyl Insert		\$6.80	
 STRAIGHT ALUMINUM INSERT	790018	800018	810018	4' Aluminum Straight Insert	Lincoln	\$16	
	790019	800019	810019	5' Aluminum Straight Insert	Lincoln	\$20	
	790020	800020	810020	6' Aluminum Straight Insert	Lincoln	\$23	
	790021	800021	810021	7' Aluminum Straight Insert	Lincoln	\$25	
	790022	800022	810022	8' Aluminum Straight Insert	Lincoln	\$27	
	790070	800070	810070	10' Aluminum Straight Insert	Lincoln	\$35	
	 STAIR ALUMINUM INSERT	790084	800084	810084	4' Aluminum Stair Insert	Lincoln	\$16
		790085	800085	810085	5' Aluminum Stair Insert	Lincoln	\$20
		790086	800086	810086	6' Aluminum Stair Insert	Lincoln	\$23
		790087	800087	810087	7' Aluminum Stair Insert	Lincoln	\$25
		790088	800088	810088	8' Aluminum Stair Insert	Lincoln	\$27
		 BALUSTER	790004	800004	810004	Under Rail Support Block	Lincoln
790001	800001		810001	3/4" x 3/4" x 33" Baluster for Straight Section (36" H Railing)		\$4.80	
790002	800002		810002	3/4" x 3/4" x 39" Baluster for Straight Section (42" High Railing)		\$5.50	
 GATE HARDWARE	790003	800003	810003	3/4" x 3/4" x 31" Baluster for Stair Section		\$4.60	
	HW-ALHIWS	NA	NA	Gate Hinges	Lincoln	\$105	
	HW-ALLA	NA	NA	Gate Latch	Lincoln	\$52	
 STRAIGHT ALUMINUM INSERT	790151	800151	810151	6' Aluminum Straight Insert	Aspen-Grand Prix	\$23	
	790152	800152	810152	8' Aluminum Straight Insert	Aspen-Grand Prix	\$27	
	790153	800153	810153	10' Aluminum Straight Insert	Aspen-Grand Prix	\$35	
 STAIR ALUMINUM INSERT	790154	800154	810154	6' Aluminum Stair Insert	Aspen-Grand Prix	\$23	
	790155	800155	810155	8' Aluminum Stair Insert	Aspen-Grand Prix	\$27	
 NON-STAMPED ALUMINUM INSERT	790173	800173	810173	6' Aluminum Insert—non-stamped		\$23	
	790164	800164	810164	8' Aluminum Insert—non-stamped		\$27	
	790165	800165	810165	10' Aluminum Insert—non-stamped		\$35	
	790037	800037	810037	3" x 3" Post Collar		\$15	
	790041	800041	810041	3" x 3" Post Cap		\$13	
	721283SS	NA	NA	Hardware Kit - Leveling		\$5.30	